

lzf





**WOOD** TOUCHED  
BY **LIGHT**





Premios  
Nacionales  
de **Innovación**  
y de **Diseño**  
2020



Since 1994 we build lamps like couturiers sew dresses, like jewellers polish gems, like sculptors carve stone.

We create harmonious, elegant, unique forms.

We select each sheet of wood based on its grain and transparency.

We care for it like a precious fabric, categorising its properties to create a specific volume.

Our collections have their own distinct identity; they are diverse and invite the client to identify with the model they need, filling the life and the lives of those around them with light.

We don't believe in obsolescence and like all our packaging to be as biodegradable as possible.

We researched and patented Timberlite® to build our lights, eliminating contamination and integrating sustainable processes.

We love shapes, colours, rhythms, fine materials, beauty, light and enjoying our surroundings.

We believe contemporary craftsmanship must coexist with technology, merging to create new traditions.

We are a team of craftsmen, designers, engineers, communicators, programmers, illustrators, writers, accountants, salesmen, strategists and inventors.

We are LZF; lighting design, painting and music led us to where we are now.

## NATURAL WOOD NATURAL LIGHT

  
Timberlite™



Wood is a noble material and has been part of our DNA since our beginnings. All LZF lamps are handmade from FSC natural wood veneer, ensuring their origin from controlled forests and guaranteeing our sustainability and environmental commitment. LZF lamps' wood veneers are treated with a technique patented by LZF, called Timberlite®, that allows this fragile material to become flexible and resistant without the need of any chemical processes. Knots and other elements of wood are a natural occurrence and form part of the feel and design of the material. As a living material our veneers will age with time, changing as you change, accompanying you with their richness during a whole lifetime.

**ON**



**OFF**



# ALPHABETICAL INDEX

<b>INDEX</b>	<b>7</b>	Orbit	202
Lightbulb Suspension	8	Oh!Line	206
LED Suspension, Life Size	10	Piknik	212
Wall, Table & Floor	12	Pod & Poppy	216
		Raindrop	222
		Spiro	226
		Stitches	232
		Swirl	236
		Thesis	240
<b>NEW COLLECTION</b>	<b>15</b>		
Asap	16		
Black Note Chandelier	20		
Candela	24	<b>BIG SIZE COLLECTION</b>	<b>251</b>
Kactos	32	Candelabro	252
Omma	38	Dandelion	258
Osca	52	Link Chain	262
Tiny	60	Suns	266
Voliere	64	Totem	270
Woodstraps	70		
<b>THE COLLECTION</b>	<b>77</b>	<b>LIFE SIZE COLLECTION</b>	<b>275</b>
Agatha	78	Koi & Kogoi	276
Air	88	Big Bird & Birdy	282
Black Note	94	The Walking Fish	292
Mini Chou	106	Smelly Fant	296
Dune	110		
Eris	118	<b>WOOD &amp; METAL FINISHES</b>	<b>301</b>
Escape	124		
Estela	128	<b>DESIGNERS</b>	<b>309</b>
Gea	138		
Guijarro	146	<b>CREDITS</b>	<b>313</b>
I-Club	150		
I-Line	158		
Lens	162		
Link	166		
Lola	172		
Maruja	184		
MiniMikado	188		
New Wave	194		
Nut	198		

# 1.1

## LIGHTBULB SUSPENSION



**ERIS** 118  
Suspension & Table



**CANDELA** 24  
Suspension & Wall



**KACTOS** 32  
Suspension & Table



**OSCA** 52  
Suspension & Table




**NUT** 198  
Suspension



**STITCHES** 232  
Suspension



**STITCHES** 232  
Suspension



**SWIRL** 236  
Suspension



**LINK** 166  
Suspension & Floor



**ESCAPE** 124  
Suspension



**MINIMIKADO** 188  
Suspension



**POD** 216  
Suspension



**POPPY** 216  
Suspension



**RAINDROP** 222  
Suspension



**GEA** 138  
Suspension, Wall & Ceiling



**MARUJA** 184  
Suspension



**NEW WAVE** 194  
Suspension



**AGATHA** 78  
Suspension



**LOLA** 172  
Suspension, Table & Floor



**VOLIERE** 64  
Suspension



**OSCA** 52  
Large / Suspension



**LINK CHAIN** 262  
Suspension



**CANDELABRO** 252  
Suspension



**AGATHA** 78  
Ball / Suspension



**AGATHA** 78  
Large / Suspension



# 1.2

## LED SUSPENSION



**WOODSTRAPS** 70  
Suspension & Wall



**BLACK NOTE** 94  
Triplet / Suspension,  
Floor & Wall



**BLACK NOTE** 94  
Keys / Suspension,  
Floor & Wall



**OMMA** 38  
1 Long Leaf / Suspension,  
Table & Wall



**OMMA** 38  
2 Leaves / Suspension,  
Table, Floor & Wall



**OMMA** 38  
Double 2 / Suspension, Table, Floor & Wall



**DUNE** 110  
Horizontal / Suspension



**ESTELA** 128  
Horizontal / Suspension  
& Floor



**DUNE** 110  
Vertical / Suspension



**ESTELA** 128  
Vertical / Suspension  
& Floor



**I-CLUB** 150  
Suspension, Table, Wall  
& Ceiling



**I-LINE** 158  
Suspension



**OH!LINE** 206  
Suspension



**NEW WAVE** 194  
Suspension



**SPIRO** 226  
Suspension



**GEA SLIM** 138  
Suspension, Wall &  
Ceiling



**SUSPENSION  
PANEL**



**SUNS** 266  
Suspension Panel

# 2

## LIFE SIZE



**BLACK NOTE** 20  
Chandelier / Suspension,  
Floor & Wall




**DANDELION** 258  
Suspension



**LOLA** 172  
Suspension, Table & Floor



**TOTEM** 270  
Suspension



**KOI** 276  
Suspension



**WALKING FISH** 292  
Floor



**SMELLY FANT** 296  
Floor



**BIG BIRD** 282  
Vertical Suspension



**BIG BIRD** 282  
Horizontal Suspension



# 3

## WALL



**LOLA**  
Suspension, Floor &  
Wall

172



**WOODSTRAPS**  
Suspension & Wall

70



**CANDELA**  
Suspension & Wall

24



**AIR**  
Table & Wall

88



**OMMA**  
Suspension, Table,  
Floor & Wall

38



**BLACK NOTE**  
Duplet / Suspension,  
Floor & Wall

94



**THESIS**  
Table, Floor & Wall

240



**LENS**  
Wall

162



**GUIJARRO**  
Wall & Ceiling

146



**GEA**  
Wall & Ceiling

138



**ORBIT**  
Wall

202



**I-CLUB**  
Suspension, Table,  
Wall & Ceiling

150



**I-CLUB**  
Suspension, Table, Wall & Ceiling

150

# 4

## TABLE



**TINY**  
Table

60



**ASAP**  
Table

16



**KACTOS**  
Suspension & Table

32



**AIR**  
Table & Wall

88



**ERIS**  
Suspension & Table

118



**OSCA**  
Suspension & Table

52



**MINI CHOU**  
Cordless Table

106



**I-CLUB**  
Suspension, Table,  
Wall & Ceiling

150



**OMMA**  
Suspension, Table, Floor  
& Wall

38



**PIKNIK**  
Cordless Table

212



**THESIS**  
Table, Floor & Wall

240



**LOLA**  
Suspension, Table &  
Floor

172



**ESTELA**  
Table, Floor & Wall

128



**THESIS**  
Table, Floor & Wall

240



**LOLA**  
Suspension, Table & Floor

172




**BLACK NOTE**  
Triplet / Suspension,  
Floor & Wall

94



**LINK**  
Suspension & Floor

166



**OMMA**  
Suspension, Table, Floor  
& Wall

38

# 5

## FLOOR



**LOLA**  
Suspension, Table &  
Floor

172



**ESTELA**  
Table, Floor & Wall

128



**LOLA**  
Suspension, Table & Floor

172




**BLACK NOTE**  
Triplet / Suspension,  
Floor & Wall

94



**LINK**  
Suspension & Floor

166



**OMMA**  
Suspension, Table, Floor  
& Wall

38





# ASAP

## Asap

Table

Designed by:  
Lucas Muñoz

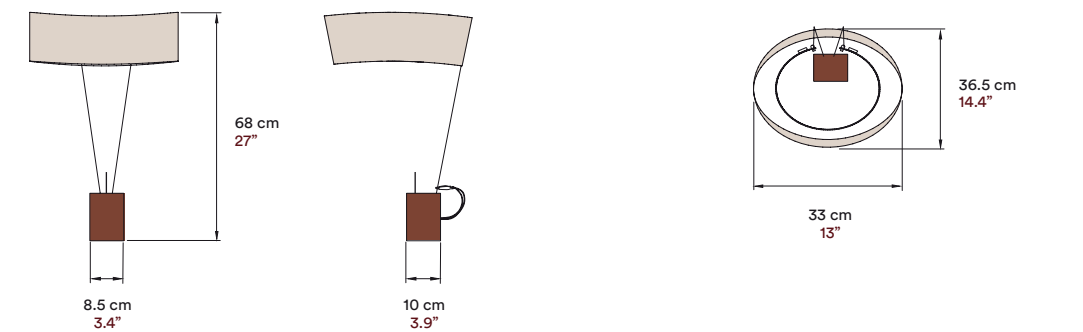
ASAP (As Simple As Possible) is a beautiful example of how copper, wood and terracotta can work together in perfect harmony. It shows us that even the most simple designs can be incredibly powerful and meaningful.

Muñoz's experimentation with these materials reminds us to always explore new possibilities, and to never stop pushing the boundaries of creativity.



Photography: Manu Toro

- **ASAP - CIRCULAR TABLE**  
23 Natural White Wood Veneer & Terracota.



MATERIALS & COMPONENTS

Wood Veneer Shade

Cooper Rods

3D Printed Terracotta Base

Touch on/off Dimming Rod

Electrical Cable

145 cm 57"

Each piece is numbered and signed by the artist

LIGHT SOURCE

230V  
Dimmable Integrated LED

Class II  

120V  
Dimmable Integrated LED

  PENDING

FINISHES

WOOD VENEER COLOURS

- 21 Natural Cherry
- 22 Natural Beech
- 23 Natural White

AWARDS



Room Design  
Magazine



Go to web



● ASAP - CIRCULAR TABLE  
21 Natural Cherry Wood Veneer & Terracotta.

# BLACK NOTE

## Black Note Chandelier

Suspension

Designed by:  
Ramón Esteve Estudio

This composition is a stunning example of the harmonious collaboration between a metal frame and warm wood veneer shades, resulting in a striking light tree design.

Ramón Esteve's artistic vision extends to three additional Black Note lighting compositions: Black Note Keys (horizontal suspension), Black Note Triplet (vertical suspension & floor), and Black Note Duplet (wall fixture).

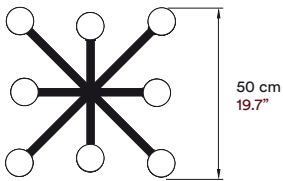
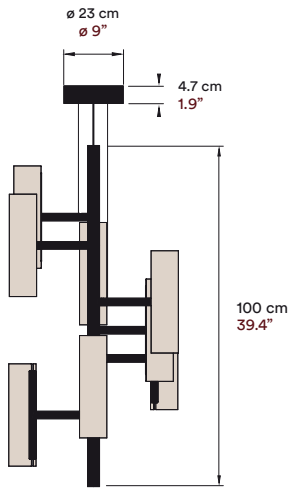
Each of these compositions boasts unique and rhythmic forms, offering a symphony of light, texture, and pattern. It's safe to say that these designs will leave a lasting impression on anyone who experiences them.

• **BLACK NOTE CHANDELIER - SUSPENSION**  
20 Ivory White Wood Veneer & Gold Metal Structure.



Photography: Manu Toro

CHANDELIER



MATERIALS & COMPONENTS

Wood Veneer Shades

Metal Structure & Canopy

Electrical Cable

2,5 m drop 8 ft drop

3 Steel Cables

2,5 m drop 8 ft drop

LIGHT SOURCE

120 - 277V

Dimmable Integrated LED

Class I

120 - 277V

Dimmable Integrated LED

PENDING

FINISHES

RECOMMENDED WOOD VENEER COLOURS

- 20 Ivory White
- 21 Natural Cherry
- 22 Natural Beech

METAL COLOURS

- BK-Matte Black
- GD-Gold



Go to web

Photography: Manu Toro

- **BLACK NOTE CHANDELIER - SUSPENSION**  
20 Ivory White Wood Veneer & Gold Metal.



# CANDELA

## Candela

Suspension  
Wall

Designed by:  
Candela Cort

The abstract design of Candela Cort's pieces reflects the vibrant career of the Spanish artist and hat maker.

This symbolic light pays homage to the abstract art of painter Wassily Kandinsky, drawing inspiration from the movement of forms and the balance of color.

Cort's compositions are mobile, blending with light, resulting in unique and distinctive works crafted by her own hands.

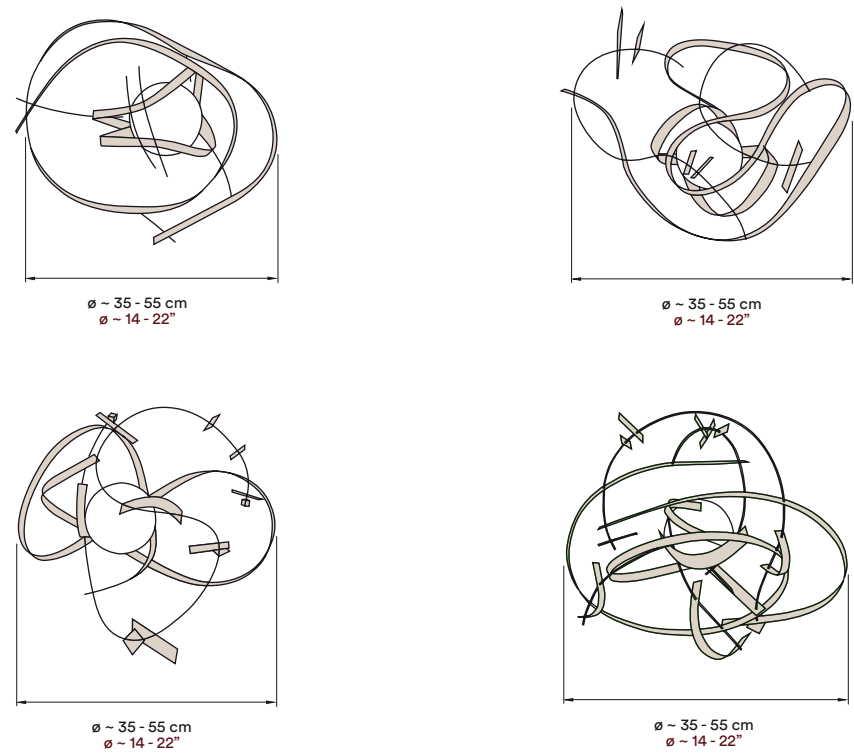
True to her spirit, Cort believes that genuine luxury is intertwined with simplicity, shaping her fantasy into beautiful objects that bring a touch of joy to the world.

Her preference for working with humble and recycled materials reflects her mastery and skill in transforming them into objects of desire – elegant, subtle, and simultaneously impactful unique pieces.

• CANDELA - WALL | Wood Veneer



Photography: Maria Mira



MATERIALS & COMPONENTS

Wood Veneer Shade

Acrylic Diffuser

White Metal Back Plate

Each piece is numbered and signed by the artist

LIGHT SOURCE

220-240V  
Bulb GX53

Class I 

120V  
Bulb GX53

 US PENDING


HOY TO BUY

Scan the QR code below.

This will take you to our web page, where you will be able to see what versions of Candela are available. Use the “ask for quote” button to select your fixture, and wait for your order confirmation.



Go to web

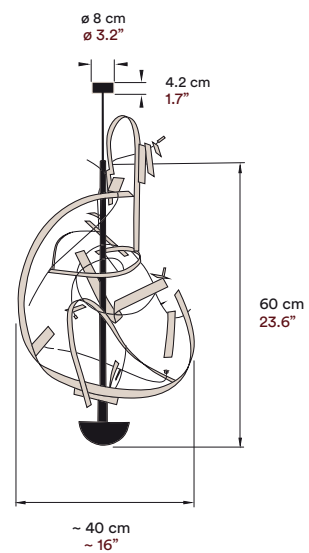
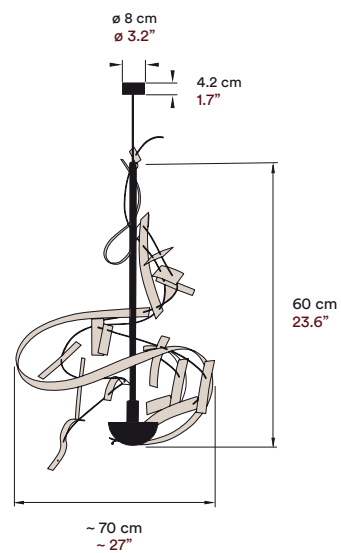


● CANDELA - SUSPENSION  
Wood Veneer & Black Metal.



Photography: Maia Mira





MATERIALS & COMPONENTS

Wood Veneer Shades

Metal Structure & Canopy

Black Electrical Cable

2,5 m drop 8 ft drop

Each piece is numbered and signed by the artist

LIGHT SOURCE

220-250V

Bulbs G9

Class I



120V

Bulbs G9



PENDING

HOY TO BUY

Scan the QR code below.

This will take you to our web page, where you will be able to see what versions of Candela are available. Use the “ask for quote” button to select your fixture, and wait for your order confirmation.

METAL COLOUR



BK-Matte Black

AWARDS



NY, USA



Go to web



Photography: Manu Toro

• CANDELA - SUSPENSION  
Wood Veneer & Black Metal.

# KACTOS

## Kactos

Suspension  
Table

Designed by:  
Ray Power

The Kactos lamp by Ray Power is a true work of art that beautifully captures the essence of nature. Its cactus like silhouette is both striking and soothing, and the wooden veneer panels arranged in a vertical concave pattern around the light source create a mesmerizing effect.

The acrylic frame that holds everything in place adds a touch of modern elegance to the design. The lamp's beautiful shape reflects the light from within, casting a warm glow that fills any room with a sense of comfort and tranquility.

The table version of this lamp, with its ceramic base, is a perfect example of how classic style can be combined with modern design to create something truly unique and inspiring.

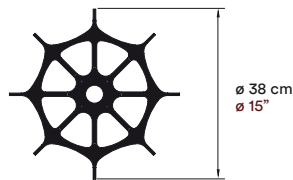
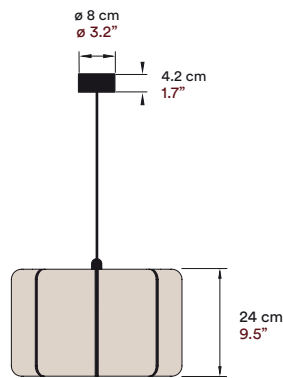


● KACTOS - TABLE  
20 Ivory White Wood Veneer & Black Ceramic Base.



● KACTOS - SUSPENSION  
21 Natural Cherry Wood Veneer.





MATERIALS & COMPONENTS

Wood Veneer Shade

Acrylic Frame

Metal Canopy

Electrical Cable  
2,5 m drop 8 ft drop

LIGHT SOURCE

220-250V  
Bulb E27









Class II 

120V  
Bulb E26



FINISHES

RECOMMENDED WOOD VENEER COLOURS

- |   |  |
|---|--|
|  20 Ivory White    |  22 Natural Beech |
|  21 Natural Cherry |  33 Pale Rose     |
|  26 Red            |  34 Sea Blue      |
|  28 Blue           |  |
|  29 Grey           |  |

METAL CANOPY & ACRYLIC FRAME COLOURS

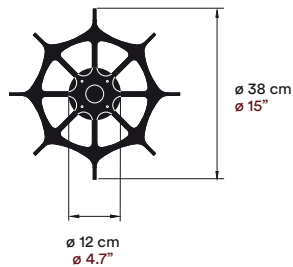
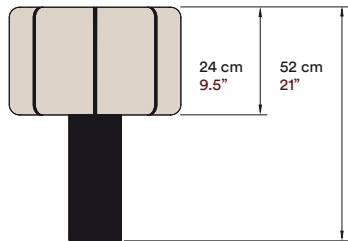
- |  |  |
|--|--|
|  BK-Matte Black |  WH-Matte White |
|--|--|



Go to web



● KACTOS - SUSPENSION  
34 Sea Blue Wood Veneer.



MATERIALS & COMPONENTS

Wood Veneer Shade

Ceramic Base

Acrylic Frame


Electrical Cable with Dimming Switch  
145 cm 57"

LIGHT SOURCE

220-250V  
Bulb E27


Class II 


120V  
Bulb E26





FINISHES


RECOMMENDED WOOD VENEER COLOURS


- 


20 Ivory White
- 


21 Natural Cherry
- 

22 Natural Beech
- 

26 Red
- 

33 Pale Rose
- 

28 Blue
- 

34 Sea Blue
- 

29 Grey

CERAMIC BASE & ACRYLIC FRAME COLOURS

- 

BK-Matte Black
- 

WH-Matte White



Go to web



• KACTOS - TABLE  
33 Pale Rose Wood Veneer & White Ceramic Base.



# OMMA

## Omma

Suspension  
Table

Wall  
Floor

Designed by:  
Eli Gutiérrez

Omma is an inventive lamp, like a tree with fluttering leaves full of light. In Eli Gutierrez's prepossessing design, it is almost possible to imagine the lamp's movable wood veneer, artfully edged with metal, flapping in a gentle breeze. Omma is available as a suspension lamp (with two, or four leaves), a table lamp and a floor lamp (with a single leaf), and a wall lamp (with a single leaf). Individual leaves will rotate up to 180°, allowing the user to create a range of lighting moods.

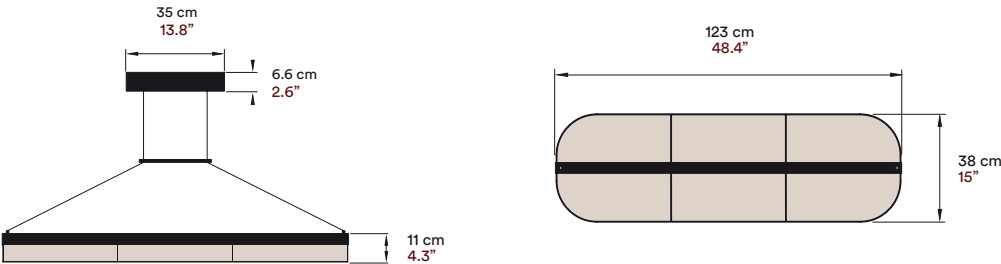
The Omma family of lights are available in only three wood veneer colours: Natural White, Natural Beech, and Natural Cherry. The lamp's metal finishes (used to create the spine and to edge the wood veneer modules) include Matte Black and Gold.

- **OMMA - SUSPENSION**  
21 Natural Cherry Wood Veneer & Gold Metal Structure



Photography: Manu Toro

1 LONG LEAF



- MATERIALS & COMPONENTS
- Wood Veneer Shade

Metal Canopy & Structure

Electrified Cables

LIGHT SOURCE

- 220-240V

Dimmable Integrated LED

Class I
- 120 - 277V

Dimmable Integrated LED

US

- FINISHES
- WOOD VENEER COLOUR

21 Natural Cherry
- METAL COLOURS

BK-Matte Black

GD-Gold



Go to web



● OMMA 1 LONG LEAF - SUSPENSION  
21 Natural Cherry Wood Veneer & Matte Black Metal Structure.



2 LEAVES



- MATERIALS & COMPONENTS
- Wood Veneer Shade

Metal Canopy & Structure

Coaxial Power Cable

Black Steel Cables

LIGHT SOURCE

- 220-240V

Dimmable Integrated LED

Class I
- 120 - 277V

Dimmable Integrated LED

US

- FINISHES
- WOOD VENEER COLOURS

21 Natural Cherry

23 Natural White

22 Natural Beech

- METAL COLOURS
- BK-Matte Black

GD-Gold

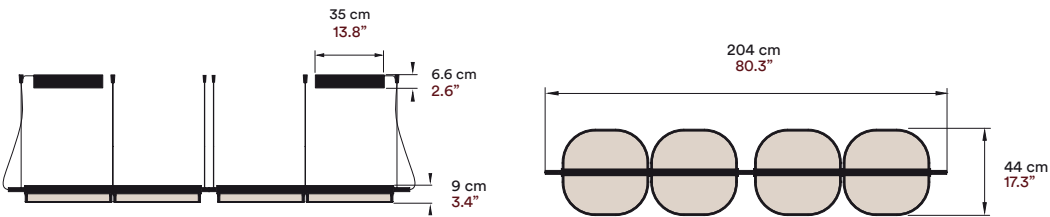


● OMMA 2 LEAVES - SUSPENSION  
21 Natural Cherry Veneer & Matte Black Metal Structure.





DOUBLE 2



- MATERIALS & COMPONENTS
- Wood Veneer Shade

Metal Canopy & Structure

Coaxial Power Cables

Black Steel Cables

LIGHT SOURCE

- 220-240V

Dimmable Integrated LED

Class I
- 120 - 277V

Dimmable Integrated LED

- FINISHES
- WOOD VENEER COLOURS

21 Natural Cherry

23 Natural White

22 Natural Beech


- METAL COLOURS
- BK-Matte Black

GD-Gold



● OMMA DOUBLE 2 - SUSPENSION  
21 Natural Cherry Wood Veneer & Matte Black Metal Structure.

1 LEAF



MATERIALS & COMPONENTS

Wood Veneer Shade

Metal Structure, Stem & Base

Electrical Cable with Dimming Switch and Transformer on Plug  
145 cm 57"

LIGHT SOURCE

220-240V  
Dimmable Integrated LED

120V  
Dimmable Integrated LED

FINISHES

WOOD VENEER COLOURS

21 Natural Cherry 23 Natural White

22 Natural Beech

METAL COLOURS

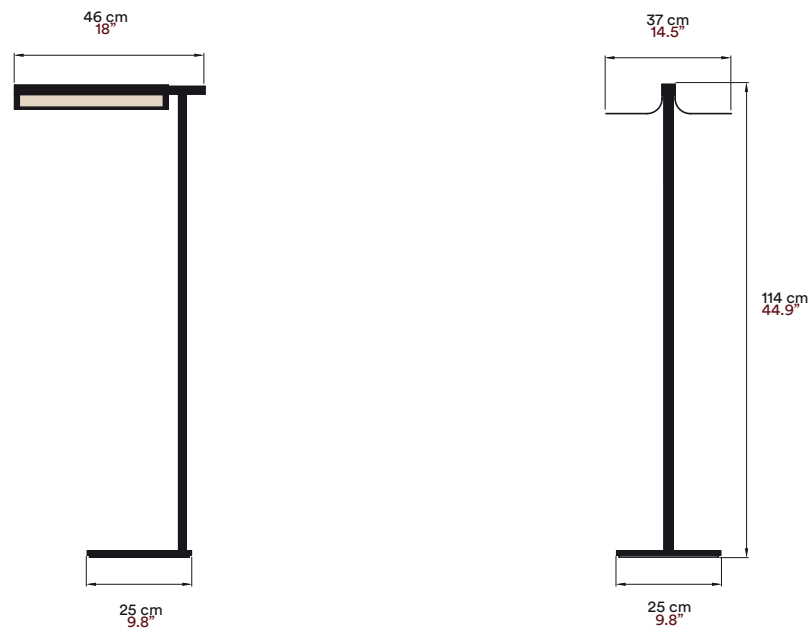
BK-Matte Black GD-Gold



● OMMA 1 LEAF - TABLE  
23 Natural White Wood Veneer & Matte Black Metal Structure.







MATERIALS & COMPONENTS

Wood Veneer Shade

Metal Structure, Stem & Base

Electrical Cable with Dimming Switch and Transformer on Plug  
185 cm 73"

LIGHT SOURCE

220-240V  
Dimmable Integrated LED




Class II 

120V  
Dimmable Integrated LED



 US PENDING

FINISHES

WOOD VENEER COLOURS

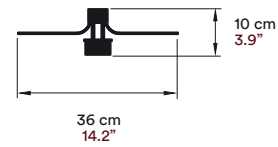
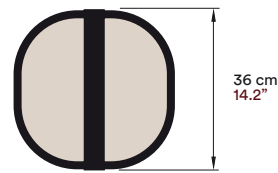
-  21 Natural Cherry
-  23 Natural White
-  22 Natural Beech

METAL COLOURS

-  BK-Matte Black
-  GD-Gold



• OMMA - FLOOR  
23 Natural White Wood Veneer & Gold Metal Structure.



MATERIALS & COMPONENTS

Wood Veneer Shade

Metal Structure

Metal Back Plate

LIGHT SOURCE

220-240V  
Dimmable Integrated LED

Class I 




120 - 277V  
Dimmable Integrated LED




ADA Compliant

FINISHES

WOOD VENEER COLOURS

-  21 Natural Cherry
-  23 Natural White
-  22 Natural Beech

METAL COLOURS

-  BK-Matte Black
-  GD-Gold



Go to web



Photography: Ángel Segura

● OMMA - WALL  
23 Natural White Wood Veneer & Matte Black Metal Structure.

# Osca

Suspension  
Table

Designed by:  
Bodo Sperlein

Osca is a lamp that embodies the perfect combination of art and functionality. Its design, a tribute to architect Oscar Niemeyer, is a true masterpiece of minimalistic yet strikingly unique shapes. The interlocking wooden arches create a three-dimensional form that captures the essence of sculptural beauty. The Osca family, comprising of two suspension versions and a table lamp, is a testament to the beauty of simplicity and elegance.



Photography: Manu Toro

# OS CA

● **OSCA - LARGE SUSPENSION**  
23 Natural Cherry Wood Veneer & Earl Grey Metal Structure.

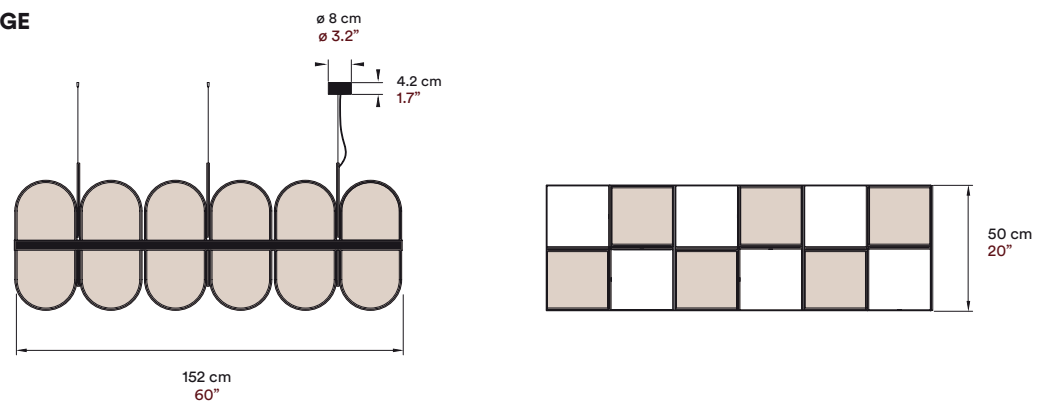




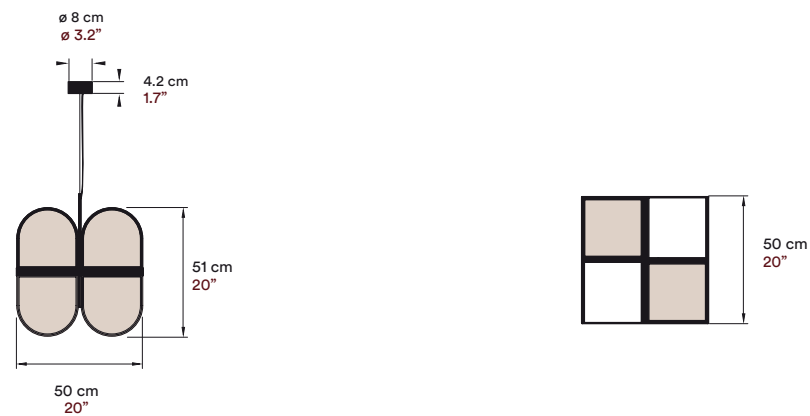
OSCA - LARGE SUSPENSION | 23 Natural White Wood Veneer & Earl Grey Structure.



LARGE



SMALL



MATERIALS & COMPONENTS

Wood Veneer Shades

Metal Structure & Canopy

Textile Electrical Cable  
2,5 m drop 8 ft drop

Steel Cables  
2,5 m drop 8 ft drop

LIGHT SOURCE

220-250V  
Bulbs E27

120V  
Bulbs E26

FINISHES

WOOD VENEER COLOURS

23 Natural White 33 Pale Rose

METAL COLOURS

EG-Earl Grey GD-Gold

SMALL



Go to web

LARGE

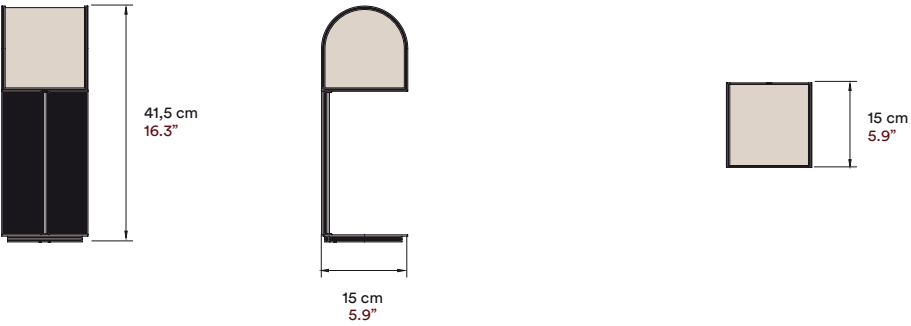


Go to web



• OSCA - SMALL SUSPENSION  
23 Natural White Wood Veneer & Earl Grey Metal Structure.





- MATERIALS & COMPONENTS
- Wood Veneer Shade

Metal Structure

Textile Electrical Cable with or without Dimming Switch  
145 cm 57"

- LIGHT SOURCE
- 230V  
Bulb G9

Class II

120V  
Bulb G9

PENDING

- FINISHES
- WOOD VENEER COLOURS

23 Natural White

33 Pale Rose

- METAL COLOURS
- EG-Earl Grey

IV-Ivory White



Go to web



• OSCA - TABLE  
23 Natural Cherry Wood Veneer & Earl Grey Metal Structure.

# TINY



## Tiny

Table

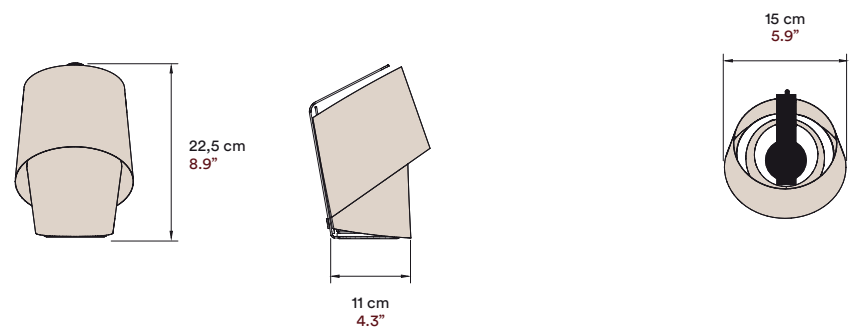
Designed by:  
Ray Power

The Tiny Lamp is a testament to the beauty of simplicity. Its classic silhouette is achieved with just a single strip of wood veneer wrapped around its light source. This unassuming lamp radiates a cheerful vibe and is available in a wide variety of colours. The juxtaposition of the natural warmth of the wood veneer against the cool metal, it is a true work of art. Its handy handle allows us to place it wherever it's needed, making it a versatile and indispensable piece.

- **TINY - TABLE**  
21 Natural Cherry Wood Veneer.



Photography: Manu Toro



MATERIALS & COMPONENTS

Wood Veneer Shade

Metal Base & Handle

Black Electrical Cable with on/off or Dimming Switch  
145 cm 57"

LIGHT SOURCE

220-250V  
Bulb E14

Class II

120V  
Bulb E12

FINISHES

WOOD VENEER COLOURS

20 Ivory White

21 Natural Cherry

22 Natural Beech

24 Yellow

25 Orange

26 Red

28 Blue

29 Grey

33 Pale Rose

34 Sea Blue

METAL COLOUR

BK-Matte Black

Go to web



• TINY - TABLE  
20 Ivory White Wood Veneer.



# VOLIERE



Photography: Manu Toro

## Voliere

Suspension

Designed by:  
Bodo Sperlein

Voliere could be a reinterpretation of a classic 1920s chandelier. With its nod to elegant French art deco lighting design, Voliere's intricately layered wood veneer elements are arranged like feathery plumes.

Composed by Bodo Sperlein, Voliere showcases the designer's appreciation of craft and materiality. This sculptural lamp's feather-like sections offer a unique perspective from different angles.

Due to the carefully considered structure and materials, the Voliere is lightweight in design and authentically reflects the feather decor. Voliere brings a touch of 1920s glamour to contemporary interiors.

- **VOLIERE - SUSPENSION**  
23 Natural White Wood Veneer. Photo: 3,000k



Photography: Mania Mila

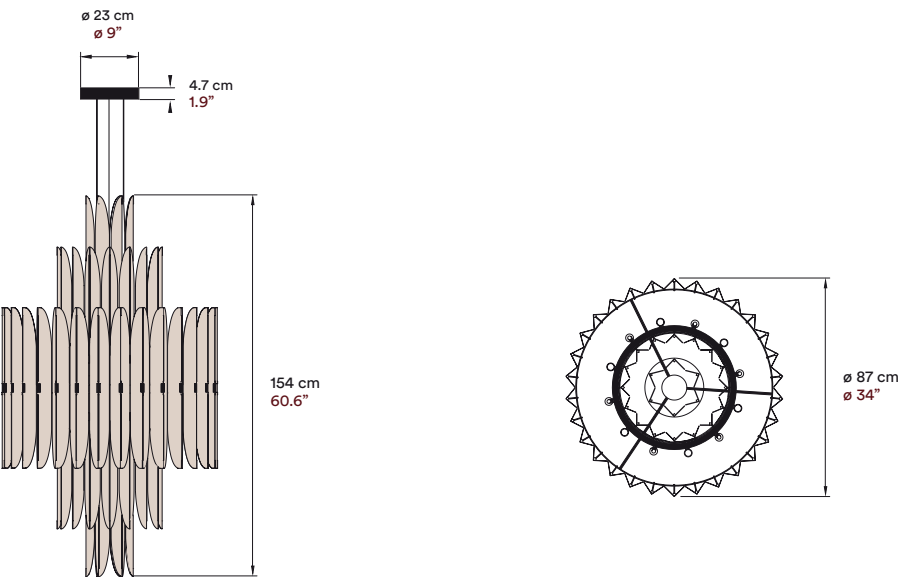




Photography: Santiago Relanzón

- **VOLIERE - SUSPENSION**  
23 Natural White Wood Veneer. Photo: 3.000k.





MATERIALS & COMPONENTS

Wood Veneer Shades

Metal Structure & Canopy

3 Steel Cables

5 m drop 16.5 ft drop

Gold Cloth Cord Electrical Cable

5 m drop 16.5 ft drop

LIGHT SOURCE

220-250V

14 Bulbs E14 &

2 Bulbs E27

Class I



120V

14 Bulbs E12 &

2 Bulbs E26



FINISHES

WOOD VENEER COLOURS

23 Natural White

METAL COLOUR

GD-Gold



Go to web



• VOLIERE - SUSPENSION  
23 Natural White Wood Veneer. Photo: 3.000k.



# WOOD STRAPS

## Wood Straps


Suspension  
Wall

Designed by:  
Summumstudio

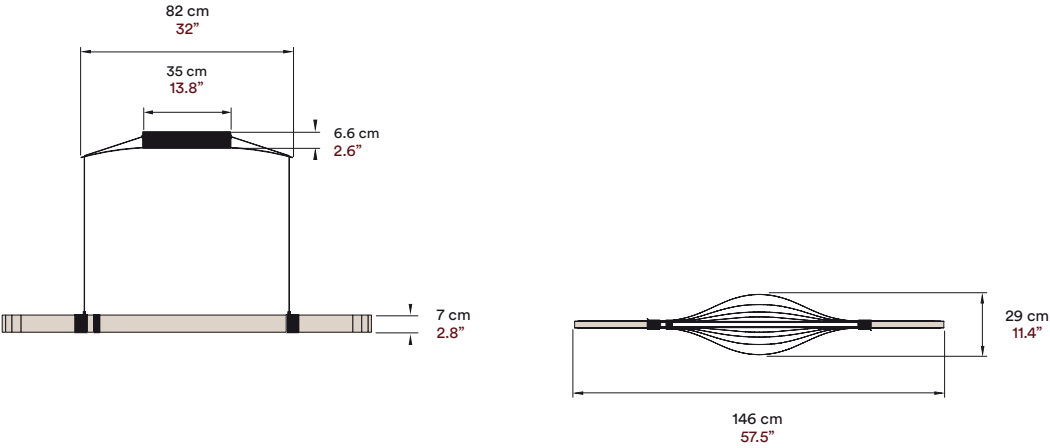
The Woodstraps lamp was created as a modular lighting concept by Summumstudio.

Skilfully crafted from pressed wood veneer, the wood 'straps' are cleverly adjusted using buckles: the straps open wider by simply moving the buckles, so increasing the intensity of light emanating from the pod-like centre.

● **WOODSTRAPS - SUSPENSION**  
21 Natural Cherry Wood Veneer.



Photography: Manu Toro



MATERIALS & COMPONENTS

Wood Veneer Shades

Metal Structure

Black Metal Canopy

Black Electrified Cable

2,5 m drop 8 ft drop

2 Black Steel Cables

2,5 m drop 8 ft drop

LIGHT SOURCE

120 - 277V  
Dimmable Integrated LED

Class I

120 - 277V  
Dimmable Integrated LED

US PENDING

FINISHES

WOOD VENEER COLOUR

21 Natural Cherry

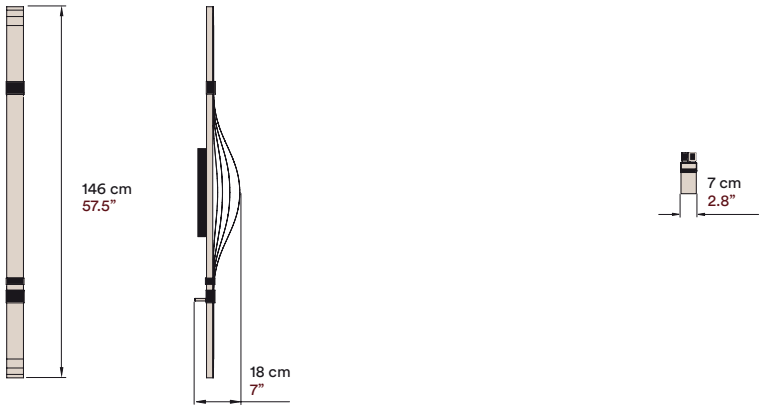


Go to web



● WOODSTRAPS - SUSPENSION  
21 Natural Cherry Wood Veneer.





MATERIALS & COMPONENTS

Wood Veneer Shades

Metal Structure

Black Metal Back Plate

LIGHT SOURCE

120 - 277V  
Dimmable Integrated LED


Class I 

120 - 277V  
Dimmable Integrated LED



FINISHES

WOOD VENEER COLOUR

 21 Natural Cherry

Wall mount may be recess mounted if requested



Go to web



Photography: Maria Mira

• WOODSTRAPS - SUSPENSION  
21 Natural Cherry Wood Veneer.





# AGATHA

## Agatha

Designed by:  
Luis Eslava Studio

Small, Large & Ball Suspension

Agatha's handmade wood veneer strips are interlaced elegantly, blossoming concentrically from its centre, creating a happy and arresting presence in the room.



Interior Design: Materia Singular

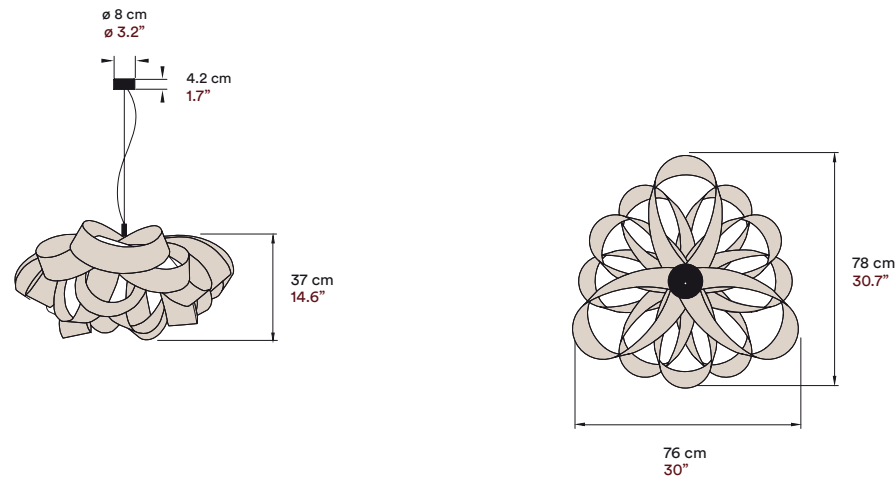
● AGATHA - SMALL SUSPENSION  
20 Ivory White Wood Veneer.







SMALL



MATERIALS & COMPONENTS

Wood Veneer Shade

Metal Canopy

Stainless Steel Cable  
2,5 m drop 8 ft drop

Transparent Electrical Cable  
2,5 m drop 8 ft drop

LIGHT SOURCE

220 - 250V  
Bulb E27

Class I



120V  
Bulb E26



FINISHES

WOOD VENEER COLOURS

- |                   |                  |
|-------------------|------------------|
| 20 Ivory White    | 22 Natural Beech |
| 21 Natural Cherry |                  |
| 24 Yellow         | 29 Grey          |
| 25 Orange         | 33 Pale Rose     |
| 26 Red            | 34 Sea Blue      |
| 28 Blue           |                  |

METAL CANOPY COLOUR

- NI-Nikel



Go to web



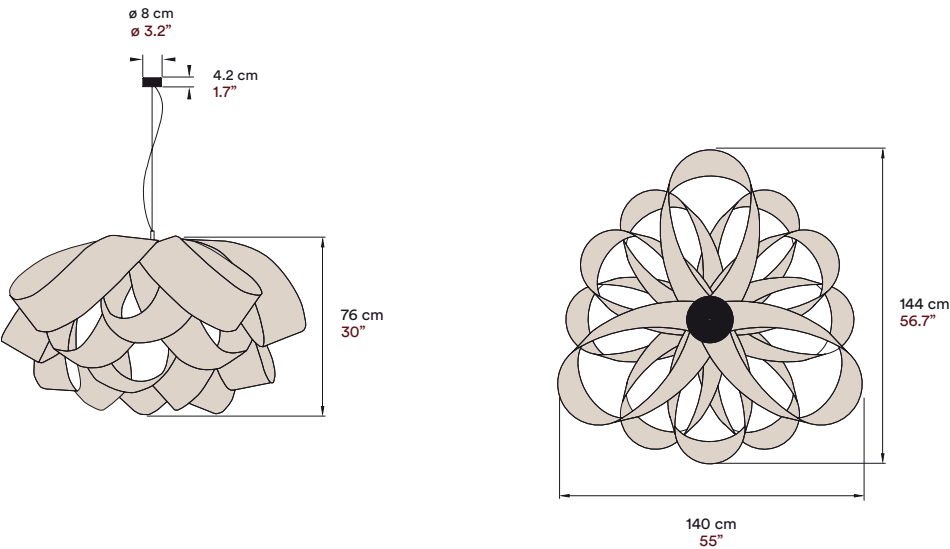
● AGATHA - SMALL SUSPENSION  
21 Natural Cherry Wood Veneer.

● AGATHA - SMALL SUSPENSION  
20 Ivory White Wood Veneer.





LARGE



MATERIALS & COMPONENTS

Wood Veneer Shade

Metal Canopy

Stainless Steel Cable

2,5 m drop 8 ft drop

Transparent Electrical Cable

2,5 m drop 8 ft drop

LIGHT SOURCE

220 - 250V

3 Bulbs E27

Class I










120V

3 Bulbs E26



FINISHES

RECOMMENDED WOOD VENEER COLOURS

- |  |  |
|--|--|
|  20 Ivory White |  22 Natural Beech |
|  24 Yellow      |  33 Pale Rose     |
|  25 Orange      |  34 Sea Blue      |
|  29 Grey        |  |

METAL CANOPY COLOUR

-  NI-Nikel



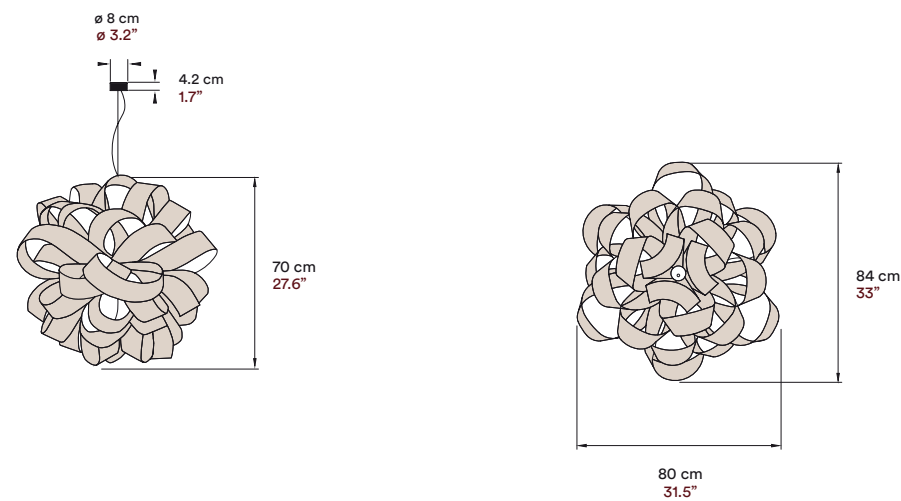
Go to web



● AGATHA - LARGE SUSPENSION  
22 Natural Beech Wood Veneer.



BALL



MATERIALS & COMPONENTS

Wood Veneer Shade

Metal Canopy

Stainless Steel Cable

2,5 m drop 8 ft drop

Transparent Electrical Cable

2,5 m drop 8 ft drop

LIGHT SOURCE

220 - 250V

6 Bulbs E27

Class I










120V

6 Bulbs E26

cULus

FINISHES

RECOMMENDED WOOD VENEER COLOURS

- |  |  |
|--|--|
|  20 Ivory White |  22 Natural Beech |
|  24 Yellow      |  33 Pale Rose     |
|  25 Orange      |  34 Sea Blue      |
|  29 Grey        |  |

METAL CANOPY COLOUR

-  NI-Nikel

AWARDS

HD Las Vegas. Product Design Competition. USA

WAN LIGHTING. World Architecture Award. USA



Go to web



Photography: Santiago Relanzón

● AGATHA - BALL SUSPENSION  
20 Ivory White Wood Veneer.



# AIR



## Air


Table  
Wall

Designed by:  
Ray Power

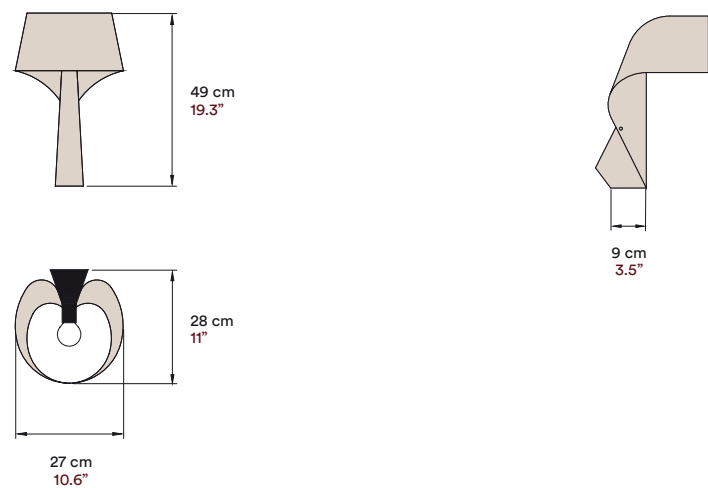
The Air light is sublime, graceful and enchanting. Its shape exhibits the designer's characteristic penchant for imaginative three-dimensional forms. The Air lamp's pleats and folds work to create a unique wood veneer light, one whose character demonstrates balance with equanimity and restraint.

Air lamp diffuses light in a manner that is flawless and low-key, its singular silhouette shining with a radiant warmth and vitality. A free-flowing, effortless light, Air lamp enjoys a distinctly individual profile.

- **AIR - WALL**  
20 Ivory White Wood Veneer.



- **AIR - TABLE**  
21 Natural Cherry Wood Veneer.



MATERIALS & COMPONENTS

Wood Veneer Shade

Metal Base

Electrical Cable with Dimming Switch  
145 cm 57"

LIGHT SOURCE

220 - 250V  
Bulb E14

120V  
Bulb E12

FINISHES

WOOD VENEER COLOURS

20 Ivory White

21 Natural Cherry

22 Natural Beech

24 Yellow

25 Orange

26 Red

28 Blue

29 Grey

33 Pale Rose

34 Sea Blue

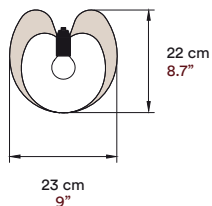
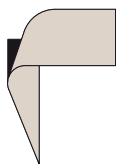
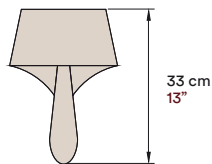
AWARDS

GOOD DESIGN

Chicago



● AIR - TABLE  
24 Yelow Wood Veneer.



- MATERIALS & COMPONENTS
- Wood Veneer Shade
- White Metal Back Plate

LIGHT SOURCE

- 220 - 250V  
Bulb E14
- Class I
- 120V  
Bulb E12
- 

- FINISHES
- WOOD VENEER COLOURS
- 20 Ivory White

21 Natural Cherry

22 Natural Beech

24 Yellow

25 Orange

26 Red

28 Blue

29 Grey

33 Pale Rose

34 Sea Blue



Go to web



Photography: Santiago Relanzón

● AIR - WALL  
20 Ivory White Wood Veneer.



# BLACK NOTE



Photography: Angel Segura

## Black Note

Keys  
Triplet  
Chandelier  
Duplet

Suspension  
Susp. & Floor  
Suspension  
Wall

Designed by:  
**Ramón Esteve Estudio**

Designed by Ramón Esteve, Black Note is a lamp with perpendicular shades that rise and fall in harmony. Its rhythmic arrangement is inspired by the black keys on a piano, whose sharp and flat notes add emotion and passion to a melody.

Black Note's metal frame in our new metallic finishes work harmoniously with its luminous, warm wood veneer shades. Ramón Esteve created four Black Note compositions: Black Note Keys (horizontal), Black Note Triplet (suspension & floor), Black Note Chandelier (suspension) and Black Note Duplets (wall). These differing compositions, with their rhythmic forms, offer a symphony of light, texture and pattern.

• **BLACK NOTE KEYS**  
20 Ivory White Wood Veneer & Matte Black Metal Structure.

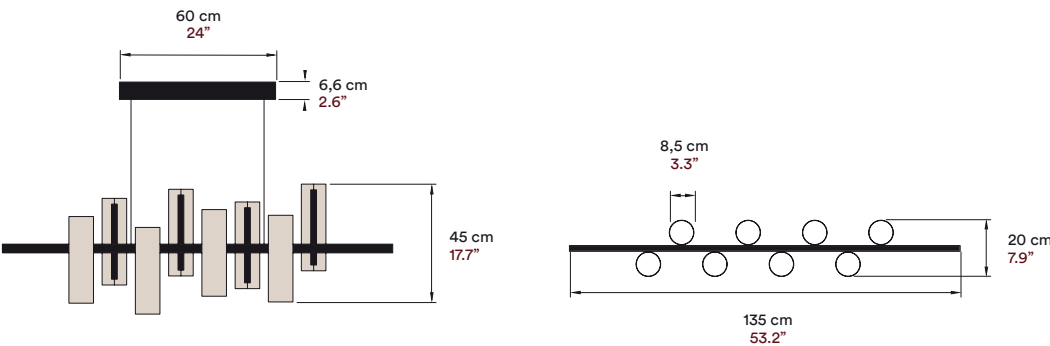


Photography: Emilio Lekuona

● **BLACK NOTE KEYS - SUSPENSION**  
20 Ivory White Wood Veneer & Gold Metal Structure. Photo: 3.000k



KEYS



MATERIALS & COMPONENTS

8 Wood Veneer Shades

Metal Structure & Canopy

4 Electrified Steel Cables

2,5 m drop 8 ft drop

LIGHT SOURCE

**Dual Circuit - DC.** Enables independent dimming and control of the decorative wood shades and the tech downlight.

120 - 277V  
Dimmable Integrated LED

Class I

120 - 277V  
Dimmable Integrated LED



FINISHES

RECOMMENDED WOOD VENEER COLOURS

- |  |                   |
|--|-------------------|
|  | 20 Ivory White    |
|  | 21 Natural Cherry |
|  | 22 Natural Beech  |

METAL COLOURS

- |  |                |
|--|----------------|
|  | BK-Matte Black |
|  | GD-Gold        |

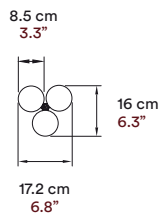
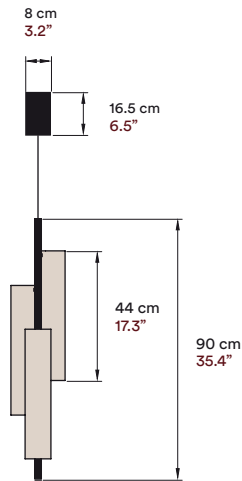


Go to web



• **BLACK NOTE KEYS - SUSPENSION**  
20 Ivory White Wood Veneer & Matte Black Metal Structure.

TRIPLET



MATERIALS & COMPONENTS

3 Wood Veneer Shades

Metal Structure & Canopy

Black Electrical Cable

2,5 m drop 8 ft drop

LIGHT SOURCE

120 - 277V  
Dimmable Integrated LED

Class I

120 - 277V  
Dimmable Integrated LED



FINISHES

RECOMMENDED WOOD VENEER COLOURS

- 20 Ivory White
- 21 Natural Cherry
- 22 Natural Beech

METAL COLOURS

- BK-Matte Black
- GD-Gold



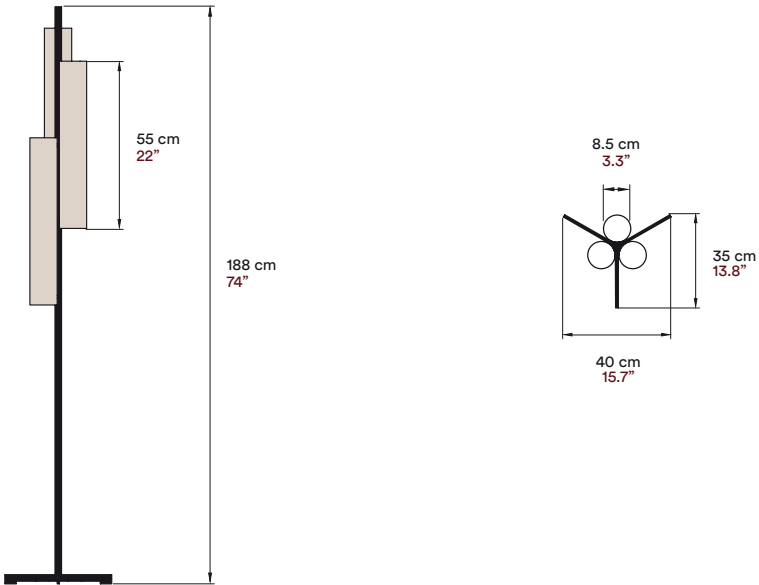
Go to web



• BLACK NOTE TRIPLET - SUSPENSION  
20 Ivory White Wood Veneer & Gold Metal Structure. Photo: 4.000k.



TRIPLET



MATERIALS & COMPONENTS

3 Wood Veneer Shades

Metal Stem & Base

**Electrical Cable** with Dimming Switch and Transformer on Plug  
185 cm 73"

LIGHT SOURCE

**230V**  
Dimmable Integrated LED

Class II

**120V**  
Dimmable Integrated LED

US

FINISHES

RECOMMENDED WOOD VENEER COLOURS

- 20 Ivory White
- 21 Natural Cherry
- 22 Natural Beech

METAL COLOURS

- BK-Matte Black
- GD-Gold

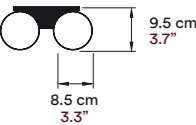
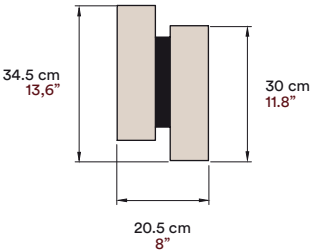


Go to web



• **BLACK NOTE TRIPLET - FLOOR**  
20 Ivory White Wood Veneer & Matte Black Metal Structure. Photo: 4.000k

DUPLET



<b>MATERIALS &amp; COMPONENTS</b>	<b>FINISHES</b>
<b>2 Wood Veneer Shades</b>	<b>RECOMMENDED WOOD VENEER COLOURS</b>
<b>Metal Structure &amp; Back Plate</b>	<div><div><div></div><div>20 Ivory White</div></div><div><div></div><div>21 Natural Cherry</div></div><div><div></div><div>22 Natural Beech</div></div></div>
<b>LIGHT SOURCE</b>	<b>METAL COLOURS</b>
<b>120 - 277V</b> Dimmable Integrated LED	<div><div><div></div><div>BK-Matte Black</div></div><div><div></div><div>GD-Gold</div></div></div>
<b>120 - 277V</b> Dimmable Integrated LED	
<b>ADA Compliant</b>	



● **BLACK NOTE DUPLET - WALL**  
29 Grey Wood Veneer & Matte Black Structure. Photo: 4000k.





# MINI CHOU



Photography: Ángel Segura

## Mini Chou

Cordless  
Table

Designed by:  
Yonoh Creative Studio

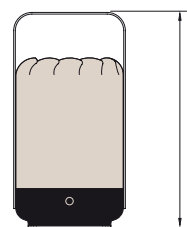
The simplicity and charm of the Mini Chou, inspired by the traditional Japanese lantern called chou-chin, is able to capture the enchantment of the moment through light.

Mini Chou is the perfect companion for modern life: wireless, handy and exceptionally versatile. Handmade in natural wood veneer in Spain, Mini Chou has a dimmer that allows you to create the level of intimacy required.

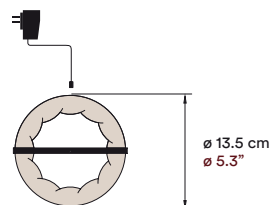
With a whole world to discover, just how far will your Mini Chou take you?

• **MINI CHOU - CORDLESS TABLE**  
20 Ivory White Wood Veneer.





26 cm  
10.2"



ø 13.5 cm  
ø 5.3"

### MATERIALS & COMPONENTS

Wood Veneer Shade

Interior Acrylic Diffuser

Metal Base & Handle

Rechargeable Battery

8 Hours Autonomy at 90% Power

**IN Charge** only, charging cable supplied  
USB type C

On / Off Dimming

### LIGHT SOURCE

Dimmable Integrated LED

Class III 


Dimmable Integrated LED

### FINISHES

#### WOOD VENEER COLOURS

- |   |  |
|---|--|
|  20 Ivory White    |  22 Natural Beech |
|  21 Natural Cherry |  24 Yellow        |
|  29 Grey           |  25 Orange        |
|  33 Pale Rose      |  26 Red           |
|  34 Sea Blue       |  28 Blue          |

#### METAL COLOURS

-  BK-Matte Black



Go to web



• **MINI CHOU - CORDLESS TABLE**  
20 Ivory White Wood Veneer.

• **MINI CHOU - CORDLESS TABLE**  
33 Pale Rose Wood Veneer.





# DUNE

## Dune

Horizontal & Vertical Suspension | Designed by:  
Mayice Studio

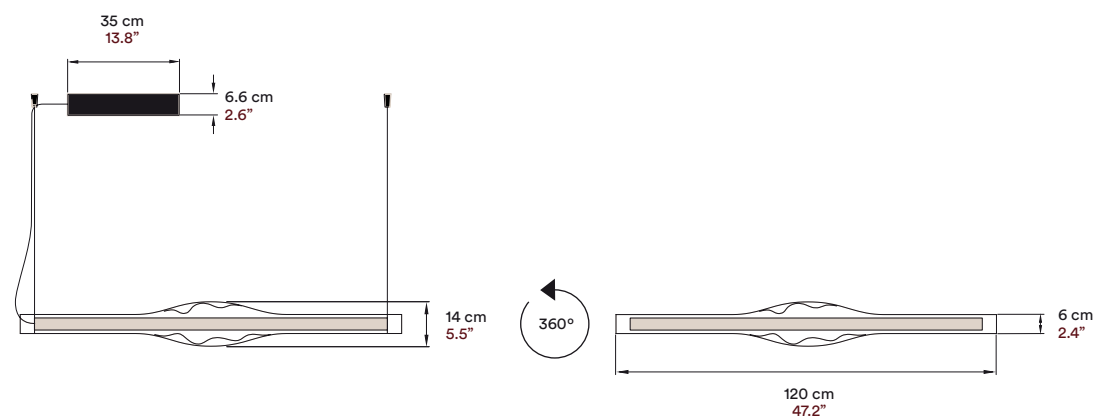
Dune is a sculptural light whose shape is intriguingly amorphous. Designed by Madrid-based Mayice Studio, Dune is a single piece of hand-blown borosilicate glass, enveloping a wood veneer diffuser with a seedpod-like opening on one side. The glass is hand-blown by Eduard Garuti, an accomplished artisan. With mastery and great dexterity, the work of Mayice and Garuti is able to reveal the natural beauty found in glass and combine this to perfection with the wood.

Dune's distinctive shape is made up of two symmetrical ends and an irregular, bulb-shaped centre. The lamp's dimmable LED light source is housed in a wood veneer diffuser, and the glass softens the downward light from the seedpod-like opening. Each Dune lamp is unique: the beauty found in the imperfection of hand-blown glass ensures Dune is a piece of art in itself.



• DUNE - SUSPENSION  
34 Sea Blue Wood Veneer & Glass.

## HORIZONTAL



## MATERIALS &amp; COMPONENTS

Wood Veneer Shade

Hand Blown Glass: Borosilicate

Metal Canopy

Coaxial Power Cable

2,5 m drop 8 ft drop

2 Steel Cables

2,5 m drop 8 ft drop

## LIGHT SOURCE

120 - 277V

Dimmable Integrated LED

Class I CE

120 - 277V

Dimmable Integrated LED



## FINISHES

## RECOMMENDED WOOD VENEER COLOURS

- 20 Ivory White
- 21 Natural Cherry
- 22 Natural Beech
- 33 Pale Rose
- 34 Sea Blue

## METAL CANOPY COLOUR

- BK-Matte Black

## AWARDS



USA



USA



Go to web

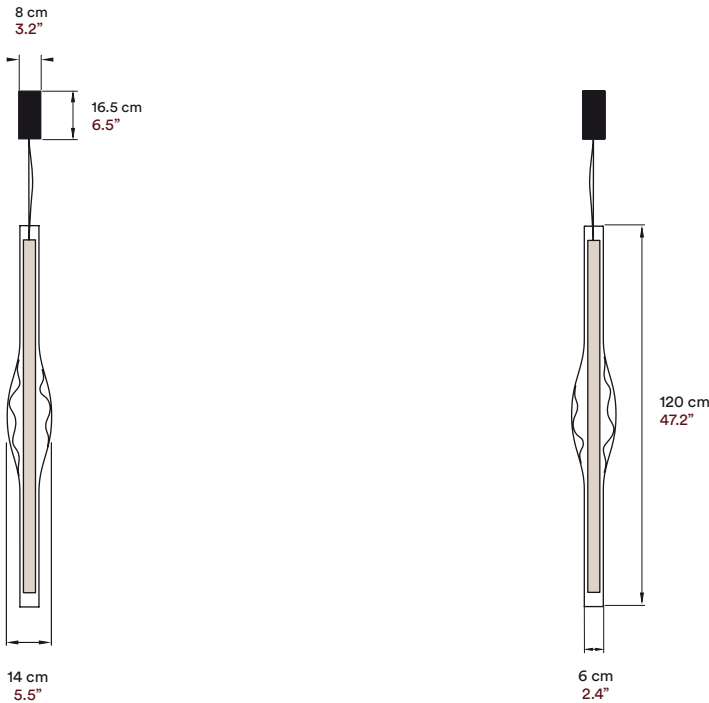


• DUNE HORIZONTAL - SUSPENSION  
21 Natural Cherry Wood Veneer & Glass.





VERTICAL



MATERIALS & COMPONENTS

Wood Veneer Shade

Hand Blown Glass: Borosilicate

Metal Canopy

Coaxial Power Cable

2,5 m drop 8 ft dr op

Black Steel Cable

2,5 m drop 8 ft drop

LIGHT SOURCE

120 - 277V  
Dimmable Integrated LED

Class I CE

120 - 277V  
Dimmable Integrated LED



FINISHES

RECOMMENDED WOOD VENEER COLOURS

- 20 Ivory White
- 21 Natural Cherry
- 22 Natural Beech
- 33 Pale Rose
- 34 Sea Blue

METAL CANOPY COLOUR

- BK-Matte Black

AWARDS



USA



INTERIOR  
DESIGN  
USA



Go to web



• DUNE, ESTELA & ERIS COMPOSITION - SUSPENSION  
20 Ivory White, 21 Natural Cherry Wood Veneer & Glass.





Photography: Emilio Lekuona

# Eris

Suspension  
Table

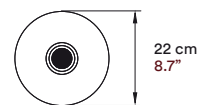
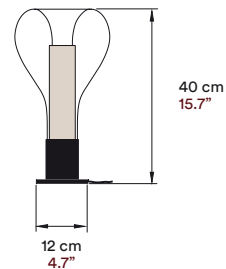
Designed by:  
Mayice Studio

- **ERIS - TABLE**  
22 Natural Beech Wood Veneer, Glass & Metal Structure.

Eris has an abstract and ethereal beauty, similar to the planet of the same name. Designed by Mayice Studio, Eris is made up of several components: an original borosilicate glass orb, hand-blown by accomplished Artisan glass-blower Eduardo Garuti, a wood veneer tube (that contains the LED light source), and a spun aluminium base.

Available as both a table lamp and a suspension lamp, Eris is sublime. Radiant when the light is on and ornamental when off, Eris has an ethereality that captures the perfect symbiosis of Glass and wood.

# ERIS



MATERIALS & COMPONENTS

Wood Veneer Shade

Hand Blown Glass: Borosilicate

Spun Aluminium Base

Electrical Cable with Dimming Switch

145 cm 57"

LIGHT SOURCE

220 - 250V

Bulb GU10

Class II 


120V


Bulb GU10





FINISHES


RECOMMENDED WOOD VENEER COLOURS

 20 Ivory White


 21 Natural Cherry


 22 Natural Beech

 33 Pale Rose

 34 Sea Blue

METAL COLOURS


 AL-Natural Aluminium

 BK-Matte Black



● **ERIS - TABLE**  
22 Natural Beech Wood Veneer, Glass & Aluminium Metal Structure.





MATERIALS & COMPONENTS

Wood Veneer Shade

Hand Blown Glass: Borosilicate

Aluminium Structure

Metal Canopy

Electrical Cable  
2,5 m drop 8 ft drop

LIGHT SOURCE

220 - 250V  
Bulb GU10

Class I

120V  
Bulb GU10



FINISHES

RECOMMENDED WOOD VENEER COLOURS

- 20 Ivory White
- 21 Natural Cherry
- 22 Natural Beech
- 33 Pale Rose
- 34 Sea Blue

METAL COLOURS

- AL-Natural Aluminium
- BK-Matte Black



Go to web



• Eris - SUSPENSION  
20 Ivory White Wood Veneer, Glass & Metal Structure.

# ESCAPE



## Escape

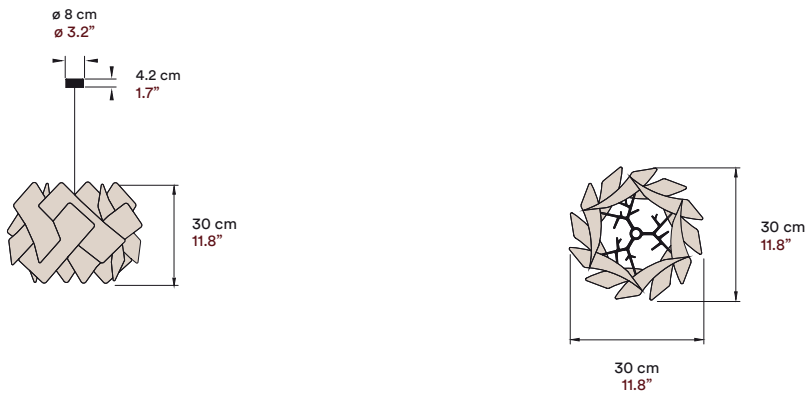
Suspension

Designed by:  
Ray Power

Escape is an avant-garde pendant with a smart domino-like structure. Its self-supporting veneer panels give the impression of falling into a ring of light, their form defying gravity.

Designed by Ray Power, Escape is a truly handsome, self-assured light. While enjoying a little bit of swagger and appearing fairly pleased with itself, the Escape pendant's manner is bright and buoyant. Moreover, Escape is entirely affable, having an approachable quality that is perfect for any well turned out setting.





MATERIALS & COMPONENTS

Wood Veneer Shade

Metal Tripod & Canopy

Electrical Cable  
2,5 m drop 8 ft drop

LIGHT SOURCE

220 - 250V  
Bulb E27

Class I

120 V  
Bulb E26

US

AWARDS



Chicago

FINISHES

WOOD VENEER COLOURS

- |                   |                  |
|-------------------|------------------|
| 20 Ivory White    | 22 Natural Beech |
| 21 Natural Cherry |                  |
| 24 Yellow         | 29 Grey          |
| 25 Orange         | 33 Pale Rose     |
| 26 Red            | 34 Sea Blue      |
| 28 Blue           |                  |


METAL COLOURS

- |                |           |
|----------------|-----------|
| BK-Matte Black | NI-Nickel |
| WH-Matte White |           |



Go to web

- ESCAPE - SUSPENSION  
33 Pale Rose Wood Veneer.



# ESTELA

## Estela

Horizontal & Vertical Suspension  
Floor

Designed by:  
Mayice Studio

Estela is a captivating capsule of light. In Estela, Mayice Studio designed a clean, clear, single piece of borosilicate glass. Hand-blown by the accomplished artisan Eduard Garuti, the glass envelopes a cylinder-like wood veneer diffuser.

The wood veneer houses a dimmable LED light source, and a straight opening on one side emits downward light that is softened by the glass.

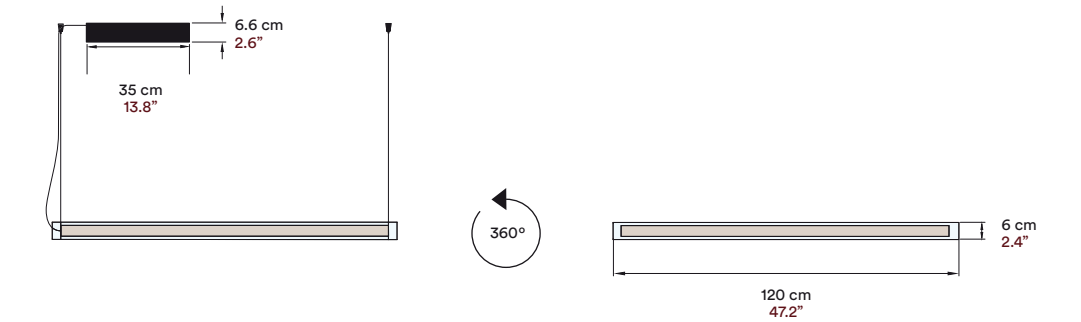
Offering a seamless connection between both glass and wood, Estela is a radiant lamp with a celestial-like quality. It can also be used together with Dune to create alternating design solutions for board rooms, offices, and hospitality settings. Estela's natural imperfections, a characteristic of hand-blown glass, add to its warmth and elegance.

- **ESTELA SHORT SUSPENSION**  
21 Natural Cherry Wood Veneer & Glass.

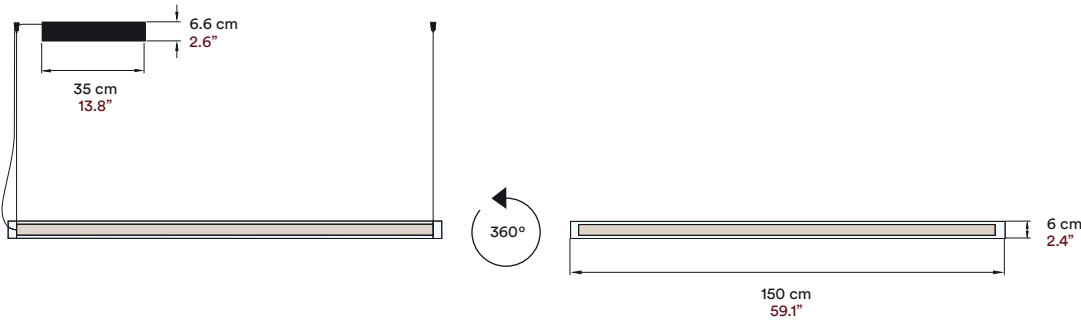




SHORT



LONG



MATERIALS & COMPONENTS

Wood Veneer Shade

Hand Blown Glass: Borosilicate

Metal Canopy

Black Coaxial Power Cable

2,5 m drop 8 ft drop

2 Black Steel Cables

2,5 m drop 8 ft drop

LIGHT SOURCE

120 - 277V  
Dimmable Integrated LED

Class I

120 - 277V  
Dimmable Integrated LED



FINISHES

RECOMMENDED WOOD VENEER COLOURS

- 20 Ivory White
- 21 Natural Cherry
- 22 Natural Beech
- 33 Pale Rose
- 34 Sea Blue

METAL CANOPY COLOURS

- BK-Matte Black




Go to web



Photography: Manu Toro

• ESTELA SHORT - SUSPENSION  
21 Natural Cherry Wood Veneer & Glass



MATERIALS & COMPONENTS

Wood Veneer Shade

Hand Blown Glass: Borosilicate

Metal Base


Electrical Cable with Dimming Switch

185 cm 73"

LIGHT SOURCE


120 - 277V

Dimmable Integrated LED

Class II 

120 - 277V

Dimmable Integrated LED



FINISHES

RECOMMENDED WOOD VENEER COLOURS

20 Ivory White

21 Natural Cherry

22 Natural Beech

33 Pale Rose

34 Sea Blue

METAL COLOUR

BK-Matte Black



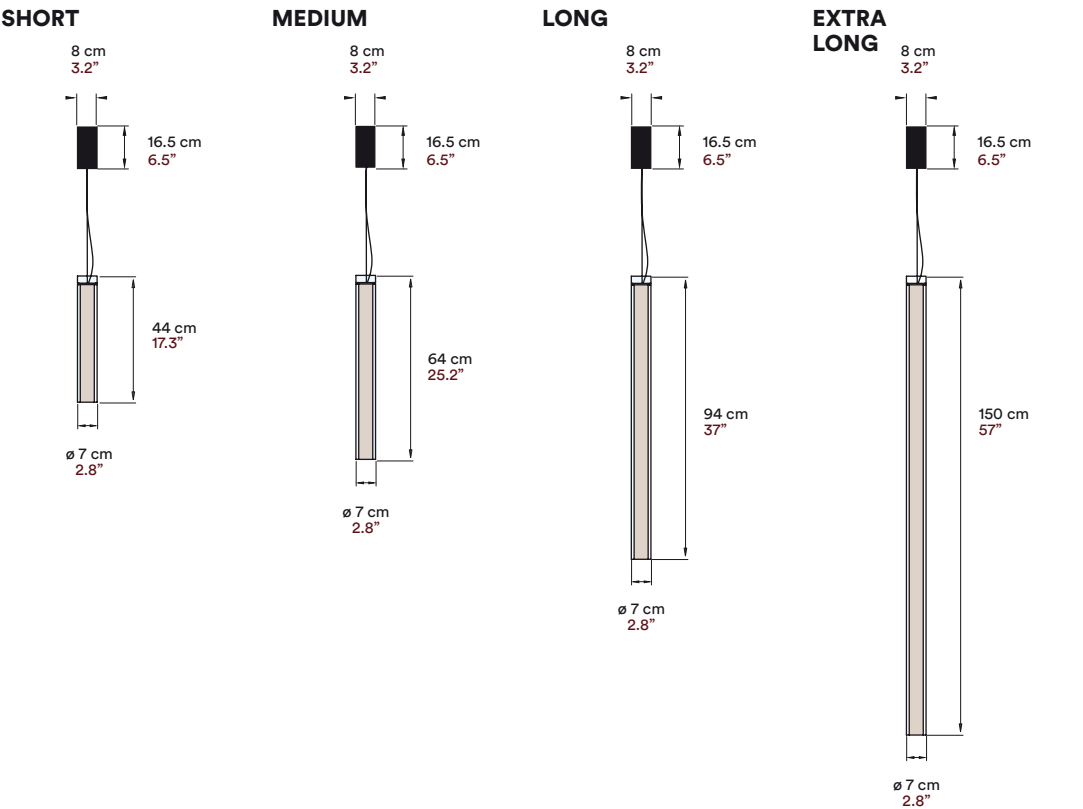
● ESTELA - FLOOR  
22 Natural Beech Wood Veneer, Glass & Black Metal Base.





ESTELA - SMALL VERTICAL SUSPENSION - 21 Natural Cherry Wood Veneer & Glass - Interior Design: Materia Singular.





MATERIALS & COMPONENTS

Wood Veneer Shade

Hand Blown Glass: Borosilicate

Metal Canopy

Black Coaxial Power Cable  
2,5 m drop 8 ft drop

Black Steel Cable  
2,5 m drop 8 ft drop

LIGHT SOURCE

120 - 277V  
Dimmable Integrated LED

Class I

120 - 277V  
Dimmable Integrated LED



FINISHES

RECOMMENDED WOOD VENEER COLOURS

- 20 Ivory White
- 21 Natural Cherry
- 22 Natural Beech
- 33 Pale Rose
- 34 Sea Blue

METAL CANOPY COLOUR

- BK-Matte Black



Go to web



Photography: Manu Toro

• ESTELA - SUSPENSION & FLOOR  
22 Natural Beech Wood Veneer & Glass.



# GEA

## Gea

Suspension  
Wall  
Ceiling

Designed by:  
Mariví Calvo

A versatile all-rounder, Gea is a solid and circular suspension, ceiling, and wall lamp. Gea's modest form is smart, self-possessed and clean-cut. A steadfast performer, Gea radiates warmth from its wood veneer sides, the resulting effect satisfyingly serene. We find a light that is unpretentious and yet highly accomplished, its versatility knowing no bounds.

We find a light that is unpretentious and yet highly accomplished, its versatility knowing no bounds. From a series of Super Gea pendants hanging in the hallways of power to a Gea ceiling lamp fixed in a minimalist space, this appealing light is reassuringly loyal.



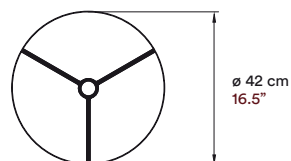
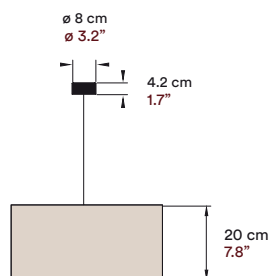
• GEA - LARGE CEILING | 22 Natural Beech Wood Veneer.



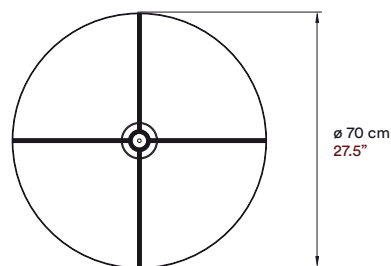
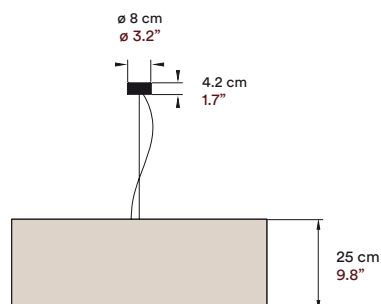
• GEA - LARGE SUSPENSION | 29 Grey Wood Veneer. 4000k.



## SMALL



## LARGE



## MATERIALS &amp; COMPONENTS

Wood Veneer Shade

Acrylic Diffuser

Chrome Metal Tripod

Metal Canopy

Stainless Steel Cable

2,5 m drop 8 ft drop. Only in Large size

Transparent Electrical Cable

2,5 m drop 8 ft drop

## LIGHT SOURCE

220 - 250V

SMALL Bulb E27

LARGE 3 Bulbs E27

Class I

120V

SMALL Bulb E26

LARGE 3 Bulbs E26



## FINISHES

## WOOD VENEER COLOURS

- |                   |                  |
|-------------------|------------------|
| 20 Ivory White    | 22 Natural Beech |
| 21 Natural Cherry |                  |
| 24 Yellow         | 29 Grey          |
| 25 Orange         | 33 Pale Rose     |
| 26 Red            | 34 Sea Blue      |
| 28 Blue           |                  |

## METAL CANOPY COLOUR

- NI-Nikel



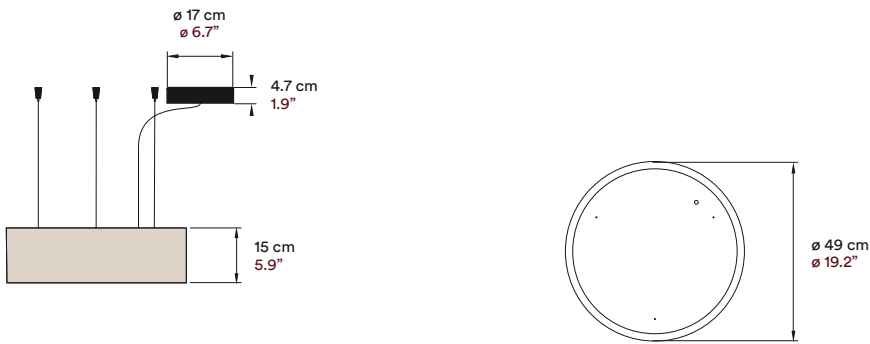
Go to web



● GEA - LARGE SUSPENSION  
29 Grey Wood Veneer. Photo: 4000k.



SLIM



- MATERIALS & COMPONENTS
- Wood Veneer Shade

Top & Bottom Acrylic Diffuser

Metal Canopy

- 3 Stainless Steel Cable

2,5 m drop 8 ft drop
- Transparent Electrical Cable

2,5 m drop 8 ft drop

- LIGHT SOURCE
- 120 - 277V

Dimmable Integrated LED
- 120 - 277V

Dimmable Integrated LED

- FINISHES
- WOOD VENEER COLOURS

20 Ivory White

21 Natural Cherry

22 Natural Beech

24 Yellow

25 Orange

26 Red

28 Blue

29 Grey

33 Pale Rose

34 Sea Blue

METAL CANOPY COLOUR

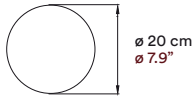
NI-Nikel
- 
- GEA - SLIM SUSPENSION  
20 Ivory White Wood Veneer.
- 142
- 143

GEA


WALL & CEILING

MARIVÍ CALVO

SMALL

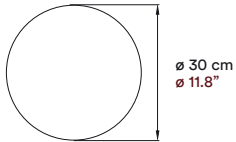


ø 20 cm  
ø 7.9"




10 cm  
3.9"

MEDIUM

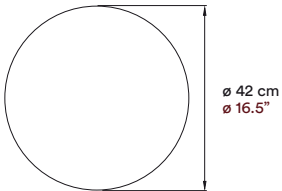


ø 30 cm  
ø 11.8"




10 cm  
3.9"

LARGE



ø 42 cm  
ø 16.5"



10 cm  
3.9"

MATERIALS & COMPONENTS


Wood Veneer Shade

Acrylic Frontal Diffuser


Metal Back Plate

LIGHT SOURCE

120 - 277V  
Dimmable Integrated LED  
or  
220 - 250V  
Bulb GX53


Class I 


120 - 277V  
Dimmable Integrated LED  
or  
120V  
Bulb GX53


 US


FINISHES


WOOD VENEER COLOURS


 20 Ivory White


 21 Natural Cherry


 22 Natural Beech


 24 Yellow


 25 Orange

 26 Red


 28 Blue


 29 Grey

 33 Pale Rose

 34 Sea Blue

Go to web





Photography: Santiago Relanzón

• GEA LARGE CEILING

29 Grey Wood Veneer.

Photo: 4000k.



• GEA - SMALL, MEDIUM & LARGE WALL

29 Grey Wood Veneer.

Photo: 4000k.



# Guijarro

Wall  
Ceiling

Designed by:  
Mariví Calvo



Photography: Cualiti

Guijarro is a family of three pebble-like lights, each one perfect for use on a wall or ceiling. These lamps were inspired by fine shingle: small, smooth and rounded pebbles whose individual shapes have been carved over many years by water and sand. A tiny wonder of nature, every pebble exhibits its own colour, contours and form.

With three different sizes and a choice of wood veneer finishes, the Guijarro lights are especially eye-catching when displayed in a group formation. Just as pebbles live in harmony, present a strong sense of oneness.

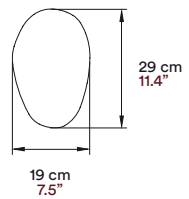
- GUIJARRO - SMALL, MEDIUM & LARGE  
21 Natural Cherry, 24 Yellow & 29 Grey Wood Veneer.

## GUIJARRO

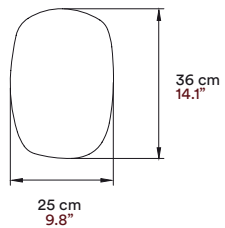
## WALL & CEILING

## MARIVÍ CALVO

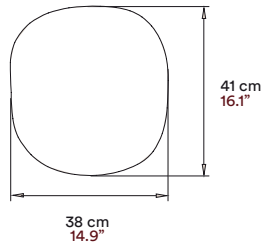
### SMALL



### MEDIUM



### LARGE



## MATERIALS & COMPONENTS

### Wood Veneer Shade

### Acrylic Frontal Diffuser

### Metal Back Plate

## LIGHT SOURCE

**120 - 277V**  
Dimmable Integrated LED  
or  
**220 - 250V**  
Bulb GX53

Class I

**120 - 277V**  
Dimmable Integrated LED  
or  
**120V**  
Bulb GX53



### ADA Compliant

## FINISHES

### WOOD VENEER COLOURS

- |                   |                  |
|-------------------|------------------|
| 20 Ivory White    | 22 Natural Beech |
| 21 Natural Cherry |                  |
| 24 Yellow         | 29 Grey          |
| 25 Orange         | 33 Pale Rose     |
| 26 Red            | 34 Sea Blue      |
| 28 Blue           |                  |



Go to web



• GUIJARRO - SMALL, MEDIUM & LARGE WALL  
24 Yellow, 28 Blue, 26 Red & 25 Orange Wood Veneer.



# I — CLUB

Designed by:  
Burkhard Dämmer

## I-Club

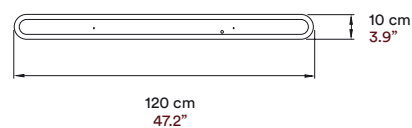
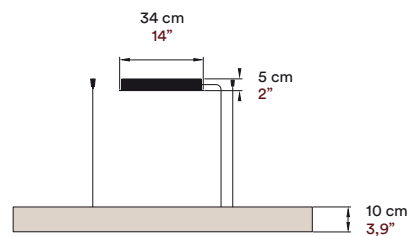
Suspension  
Ceiling  
Wall  
Table

Created by Burkhard Dämmer, the I-Club is designed with clean architectural lines and a longer form that will illuminate its surroundings with understated elegance. An innovative lighting series, I-Club has a symmetrical beauty that is replicated across a number of models: suspension, wall, ceiling, floor and table.

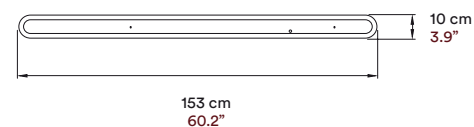
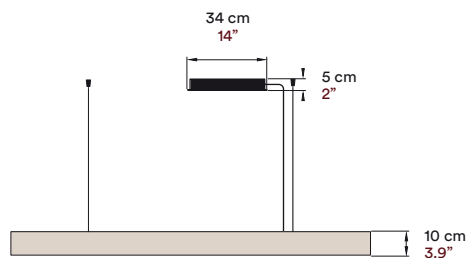




## SHORT SLIM



## LONG SLIM



## MATERIALS &amp; COMPONENTS

Wood Veneer Shade

Top &amp; Bottom Acrylic Diffuser

Metal Canopy

2 Stainless Steel Cable

2,5 m drop 8 ft drop

Transparent Electrical Cable

2,5 m drop 8 ft drop

## LIGHT SOURCE

120 - 277V

Dimmable Integrated LED

Class I

120 - 277V

Dimmable Integrated LED

US

## FINISHES

## WOOD VENEER COLOURS

- |  |                   |  |                  |
|--|-------------------|--|------------------|
|  | 20 Ivory White    |  |                  |
|  | 21 Natural Cherry |  | 22 Natural Beech |
|  | 24 Yellow         |  | 29 Grey          |
|  | 25 Orange         |  | 33 Pale Rose     |
|  | 26 Red            |  | 34 Sea Blue      |
|  | 28 Blue           |  |                  |

## METAL CANOPY COLOUR

- NI-Nikel



Go to web

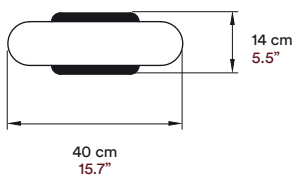
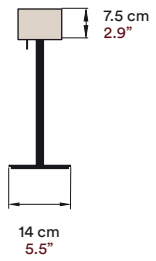
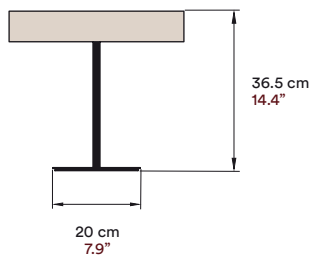


- I-CLUB SLIM - SUSPENSION  
21 Natural Cherry Wood Veneer.

- I-CLUB SLIM - SUSPENSION  
21 Natural Cherry Wood Veneer.







MATERIALS & COMPONENTS

Wood Veneer Shade

Bottom & Upper Acrylic Diffuser

Metal Stem & Base

Touch on/off Dimming Rod

Electrical Cable

145 cm 57"

LIGHT SOURCE

220 - 240V

Dimmable Integrated LED

Class II 

120V

Dimmable Integrated LED




FINISHES

WOOD VENEER COLOURS

-  20 Ivory White
-  21 Natural Cherry
-  22 Natural Beech
-  24 Yellow
-  29 Grey
-  25 Orange
-  33 Pale Rose
-  26 Red
-  34 Sea Blue
-  28 Blue

METAL COLOUR

-  NI-Nikel



Go to web



Photography: Santiago Relanzón

● I-CLUB - TABLE  
21 Natural Cherry Wood Veneer.

SMALL



SLIM



MATERIALS & COMPONENTS

Wood Veneer Shade

Bottom & Upper Acrylic Diffuser

Metal Back Plate

LIGHT SOURCE

120 - 277V  
Dimmable Integrated LED

Class I

120 - 277V  
Dimmable Integrated LED

PENDING

ADA Compliant

FINISHES

WOOD VENEER COLOURS

- |                   |                  |
|-------------------|------------------|
| 20 Ivory White    | 22 Natural Beech |
| 21 Natural Cherry |                  |
| 24 Yellow         | 29 Grey          |
| 25 Orange         | 33 Pale Rose     |
| 26 Red            | 34 Sea Blue      |
| 28 Blue           |                  |

SMALL



Go to web



LARGE



Go to web



- I-CLUB - SLIM WALL  
21 Natural Cherry Wood Veneer.
- I-CLUB - SMALL WALL  
21 Natural Cherry Wood Veneer.





# I-LINE

## I-Line

Short & Long Suspension

Designed by:  
Burkhard Dämmer

I-Line is a well-crafted lamp with a sleek, clean design created by the brilliant Burkhard Dämmer in collaboration with LZF. It comes in two sizes, short and long suspension, and offers both direct and ambient light through its wood veneer, dimmable LED, and light-filtering diffuser.

- **I-LINE - SUSPENSION**  
20 Ivory White Wood Veneer.

I-Line's simple, symmetrical, and serene design makes it perfect for use above a countertop or a work table, adding a touch of elegance to any space.



Photography: Angel Segura





# LENS

## Lens

Wall

Designed by:  
Mut Design



• **LENS**  
21 Natural Cherry Wood Veneer, Gold Metal Structure & Mirror.

The wall version of LZP's Lens lamp incorporates an eye-catching central mirror. Designed by Mut Design Studio, Lens is a lamp created with flowing lines and no hard edges. The Lens wall lamp is available in three shapes: circle, oval, and super oval.

Made up of wood veneer, a metal ring and back Plate, the new mirror fitting is an alluring addition to the Lens wall lamp. The lamp's dimmable LED provides a soft, halo-like warmth. A light that works as a single fixture or in a group, the Lens wall lamp adds a reflective depth to any space.



• **LENS - WALL SUPEROVAL & OVAL**  
21 Natural Cherry Wood Veneer, Black Metal Structure & Mirror.

LENS

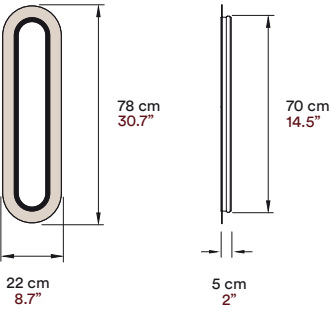
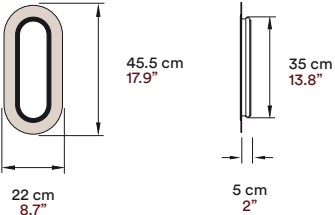
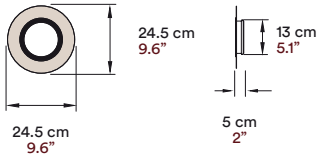
WALL

MUT DESIGN

CIRCULAR

OVAL

SUPEROVAL



MATERIALS & COMPONENTS

Wood Veneer Shade

Central Mirror\*  
\*Customisable with signage on mirror

Metal Ring

LIGHT SOURCE

120-277V  
Dimmable Integrated LED

120 - 277V  
Dimmable Integrated LED

FINISHES

WOOD VENEER COLOURS

METAL COLOURS

CIRCULAR

OVAL

SUPEROVAL

Go to web

Go to web

Go to web



Photography: Ángel Segura

• LENS - WALL CIRCULAR  
20 Ivory White Wood Veneer, Gold Metal & Mirror. Photo: 4000k.



# LI



Photography : Lisa Petrole.

- **LINK - LARGE SUSPENSION**  
21 Natural Cherry Wood Veneer.

# Link

Small & Large Suspension  
Floor

Designed by:  
Ray Power

Designed by Ray Power, Link is an intelligent light whose layered wood veneer is made up of Möbius strips (in mathematics, a surface with one continuous side, like an infinite loop). Link's billowy, cloud-like structure ensures this eye-catching lamp is a captivating feature in any space. Switched on or off, Link's buoyant form is a clever illustration of the creative potential of light paired with wood veneer.

You can get the Link lamp as a suspension lamp in small, large, and modular versions. It is also available as a floor lamp that rests on a chrome tower-like base.

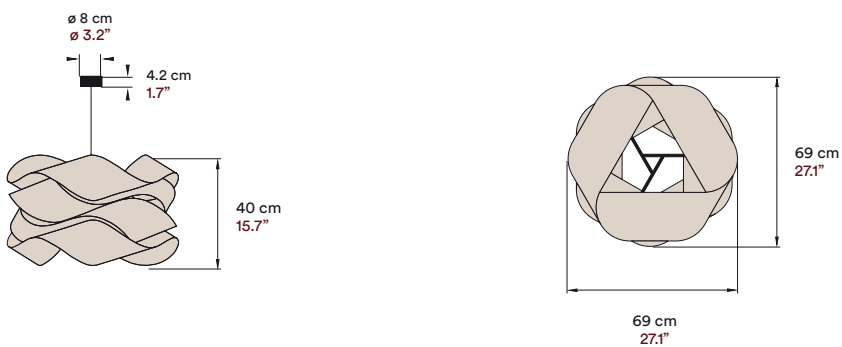
The design of Link shows how beauty and functionality can be connected. It's a great example of the potential of wood in lighting design.

# NK

SMALL



LARGE



MATERIALS & COMPONENTS

Wood Veneer Shade

Metal Tripod & Canopy

Electrical Cable  
2,5 m drop 8 ft drop

LIGHT SOURCE

220 - 250V  
Bulb E27

Class I

CE

120V  
Bulb E26

UL US

AWARDS

GOOD DESIGN

Chicago

DESIGN PLUS

Frankfurt

FINISHES

WOOD VENEER COLOURS

- 20 Ivory White
- 21 Natural Cherry
- 22 Natural Beech
- 24 Yellow
- 25 Orange
- 26 Red
- 28 Blue
- 29 Grey
- 33 Pale Rose
- 34 Sea Blue

METAL COLOURS

- BK-Matte Black
- WH-Matte White
- NI-Nickel



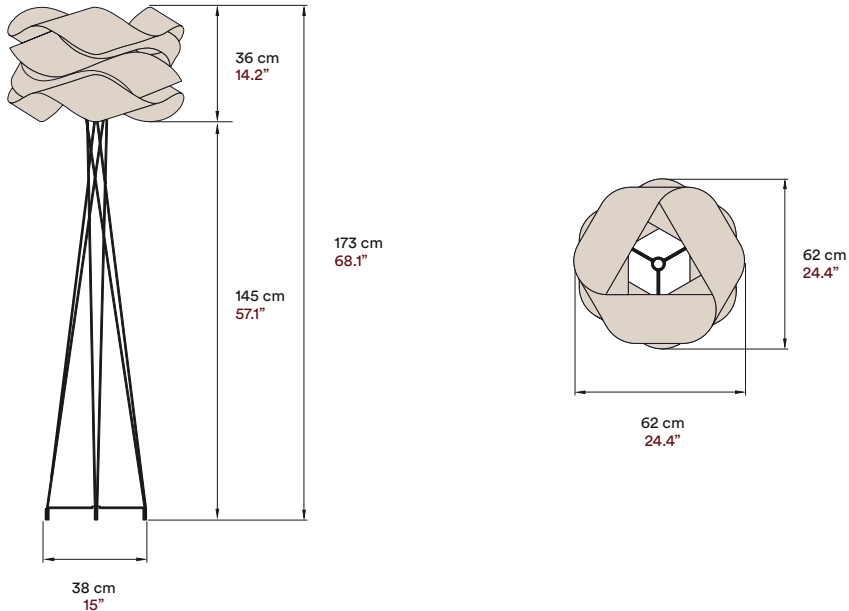
Go to web



● LINK - LARGE SUSPENSION  
20 Ivory White Wood Veneer.







MATERIALS & COMPONENTS

Wood Veneer Shade


Black Metal Tripod

Metal Base

Electrical Cable with Dimming Switch  
185 cm 53"

LIGHT SOURCE

220 - 250V  
Bulb E27

Class II 

120V  
Bulb E26



FINISHES

WOOD VENEER COLOURS

- 20 Ivory White
- 21 Natural Cherry
- 22 Natural Beech
- 24 Yellow
- 25 Orange
- 26 Red
- 28 Blue
- 29 Grey
- 33 Pale Rose
- 34 Sea Blue

METAL COLOUR

- NI-Nikel



• LINK - FLOOR | 24 Yellow Wood Veneer.



# LO



Photography: Santiago Relanzón

## Lola

Designed by:  
Ray Power

Suspension  
Floor  
Table  
Wall

Lola is a lamp created by Ray Power, a long-time collaborator. The lamp features a conical shape with a complex geometric pattern, showcasing Power's ability to create imaginative three-dimensional forms. The design process for Lola involved many iterations, drawings, and prototypes, resulting in a truly marvellous lighting design.


The name "Lola" is a traditional Spanish name, strongly linked to the Flamenco tradition making the lamp itself alive, sensuous, and intriguing. Whether used in a domestic or contract setting, Lola is a lamp that attracts and pleases the eye. Its highly original and sophisticated construction is accentuated and softened when illuminated, making it fascinating and arresting to look at.

Lola is available in various sizes and LZF's range of natural wood colors, making it a stimulating and sparkling light that is sure to leave a lasting impression.

- **LOLA - LARGE SUSPENSION**  
22 Natural Beech Wood Veneer.

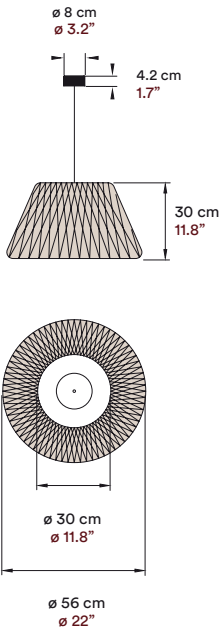
# LA



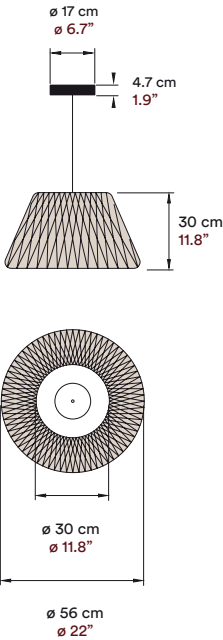




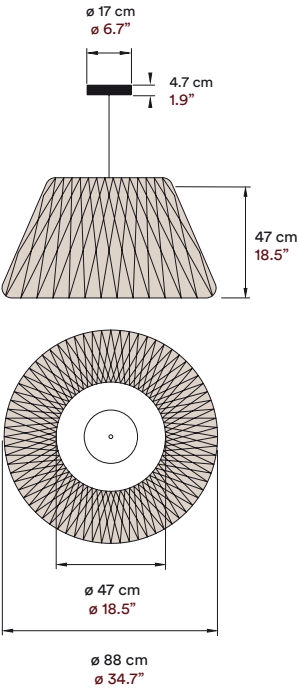
MEDIUM BULB



MEDIUM LED



LARGE LED



MATERIALS & COMPONENTS

Woven Wood Veneer Shade

Acrylic Frame

Metal Canopy

Electrical Cable  
2,5 m drop 8 ft drop

LIGHT SOURCE

120 - 277V  
Dimmable Integrated LED  
or  
220 - 250V - only medium size  
Bulb E27

Class I

120 - 277V  
Dimmable Integrated LED  
or  
120V - only medium size  
Buls E26



FINISHES

RECOMMENDED WOOD VENEER COLOURS

20 Ivory White 22 Natural Beech

METAL CANOPY COLOUR

NI-Nikel




Go to web

• LOLA - SUSPENSION  
22 Natural Beech Wood Veneer.







MATERIALS & COMPONENTS

Woven Wood Veneer Shade

Transparent Acrylic Frame

Metal Base

Electrical Cable with Dimming Switch  
145 cm 57"

LIGHT SOURCE

220 - 250V  
Bulb E27

120V  
Bulb E26

Class II

CE

UL US

FINISHES

RECOMMENDED WOOD VENEER COLOURS

20 Ivory White

22 Natural Beech

METAL COLOURS

BK-Matte Black

GD-Gold

IV-Matte Ivory



• LOLA - TABLE

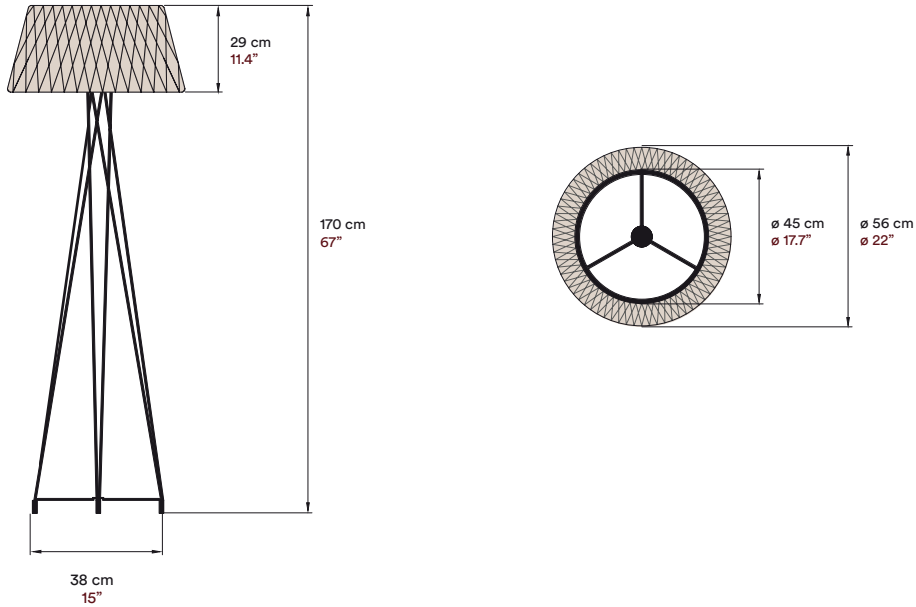
22 Natural Beech Wood Veneer & Gold Metal Foot.

A photograph of the LOLA lamp in a modern living room. The lamp has a woven wood veneer shade and a gold metal foot. A woman is sitting on a sofa in the background.

• LOLA - TABLE

20 Ivory White Wood Veneer & Matte Ivory, Matte Black & Gold Metal.

Three LOLA lamps are shown side-by-side. The first has a woven wood veneer shade and a gold metal foot. The second has a woven wood veneer shade and a matte black metal foot. The third has a woven wood veneer shade and a matte ivory metal foot.



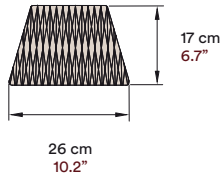
MATERIALS & COMPONENTS	
Woven Wood Veneer Shade	
Acrylic Frame	
Metal Foot	
Electrical Cable with Dimming Switch 185 cm 53"	
LIGHT SOURCE	
220 - 250V Bulb E27	Class II
120V Bulb E26	

FINISHES	
RECOMMENDED WOOD VENEER COLOURS	
20 Ivory White	22 Natural Beech
METAL COLOURS	
BK-Matte Black	GD-Gold
IV-Matte Ivory	NI-Nickel



• LOLA - FLOOR  
20 Ivory White Wood Veneer & Matte Black Metal Foot. Photo: 4000k.





- MATERIALS & COMPONENTS
- Woven Wood Veneer Shade

Acrylic Frame

Nickel Metal Back Plate

- LIGHT SOURCE
- 220 - 250V

2 Bulbs GX53

Class I

120V

2 Bulbs GX53

ADA Compliant

- FINISHES
- RECOMMENDED WOOD VENEER COLOURS
- 20 Ivory White

22 Natural Beech



• LOLA - WALL  
22 Natural Beech Wood Veneer.



# Maruja

Suspension

Designed by:  
Gazpacho Studio

An original self-assembly pendant, Maruja was designed by the fresh-faced Gazpacho Studio- it is LZF's first flat-pack fixture. A contemporary lamp, Maruja's design is simultaneously unfussy and decorative. Maruja is a name whose origins lie in Galicia, and signifies both femininity and strength.

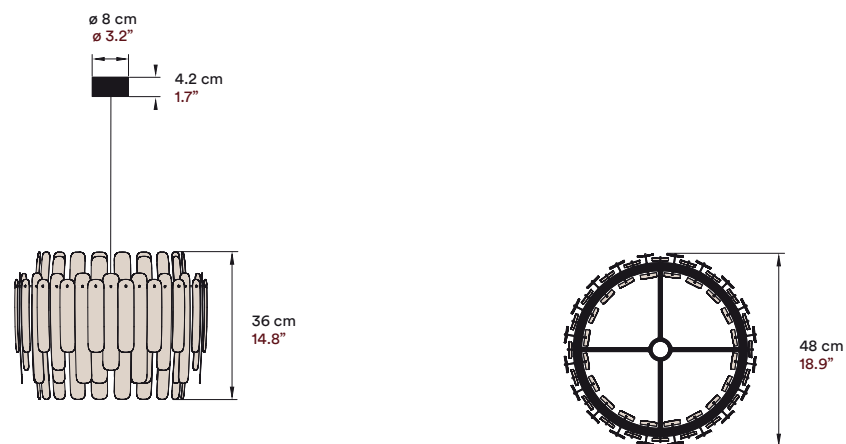
The do-it-yourself Maruja is packaged with all the components needed to assemble the lamp: wood veneer strips (in several sizes), a circular frame, and pins. Maruja is easily constructed, without the need for any tools or adhesives. Using a pin, each wooden strip is clipped onto the circular frame-insert a light bulb, and you will have created an elegant, handmade lamp. The wood veneer strips hang and move freely, and when illuminated, Maruja sparkles with life.

- **MARUJA - SUSPENSION**  
33 Pale Rose Wood Veneer.



Photography: Jara Varela





## MATERIALS & COMPONENTS

Wood Veneer Shade

Nickel Metal Frame

Metal Canopy

Electrical Cable  
2,5 m drop 8 ft drop

## LIGHT SOURCE

220 - 250V  
Bulb E27

Class I

120V  
Bulb E26



## FINISHES

### WOOD VENEER COLOURS

- |                   |                  |
|-------------------|------------------|
| 20 Ivory White    | 22 Natural Beech |
| 21 Natural Cherry |                  |
| 24 Yellow         | 29 Grey          |
| 25 Orange         | 33 Pale Rose     |
| 26 Red            | 34 Sea Blue      |
| 28 Blue           |                  |

### METAL COLOURS

- |                |           |
|----------------|-----------|
| BK-Matte Black | NI-Nickel |
| WH-Matte White |           |



Go to web



Photography: Santiago Relanzón

• MARUJA - SUSPENSION  
21 Ivory White Wood Veneer.

# MINIMIKADO



## MiniMikado

Suspension

Designed by:  
Miguel Herranz

- MINIMIKADO- SUSPENSION  
21 Natural Cherry Wood Veneer.




The Mikado light takes its names from the classic pick-up-sticks game, where sticks are bundled together and when released, fall in a circular jumble. A radiant light, Mikado's wood veneer strips spread outwards, in a manner evocative of a bird's plumage. Cleverly engineered, the Mikado's form is both chaotic and harmonious at the same time.

Designed by Miguel Herranz, the Mikado is a free spirit, possessing an air of nonchalance and a teasingly impish swagger. It is a light whose profile is like a coruscating kaleidoscope of pattern.

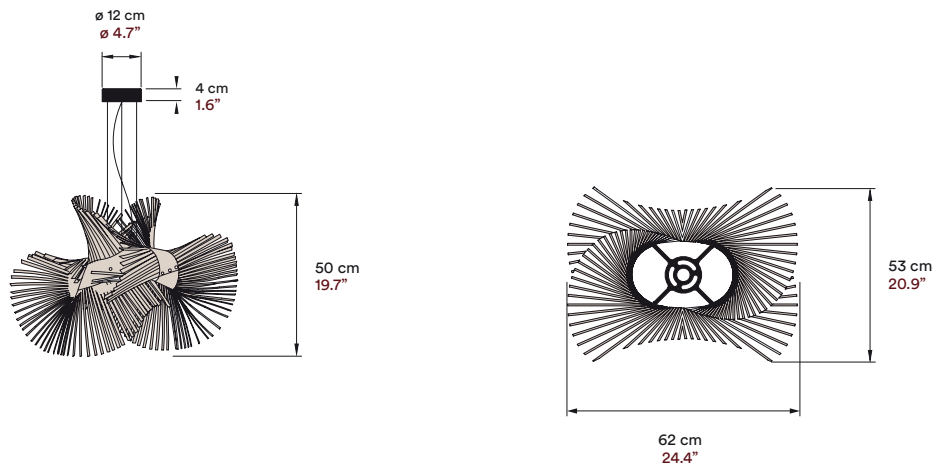
- MINIMIKADO - SUSPENSION  
20 Ivory White Wood Veneer.





• MINIMIKADO - SUSPENSION  
22 Natural Beech Wood Veneer.





MATERIALS & COMPONENTS

Wood Veneer Shade

Metal Structure & Canopy

3 Stainless Steel Cables

2,5 m drop 8 ft drop

Transparent Electrical Cable

2,5 m drop 8 ft drop

LIGHT SOURCE

220 - 250V

Bulb E27

Class I



120V

Bulb E26



AWARDS



DESIGN PLUS

Chicago

Frankfurt



Go to web

FINISHES

WOOD VENEER COLOURS

- |                   |                  |
|-------------------|------------------|
| 20 Ivory White    | 22 Natural Beech |
| 21 Natural Cherry |                  |
| 24 Yellow         | 29 Grey          |
| 25 Orange         | 33 Pale Rose     |
| 26 Red            | 34 Sea Blue      |
| 28 Blue           |                  |

METAL COLOUR

- NI-Nikel



Photography: Jara Varela

• MINIMIKADO - SUSPENSION  
24 Yellow Wood Veneer.



NEW



## New Wave

- **NEW WAVE - SUSPENSION**  
28 Blue & 24 Yellow Wood Veneer.

Suspension

Designed by:  
Ray Power

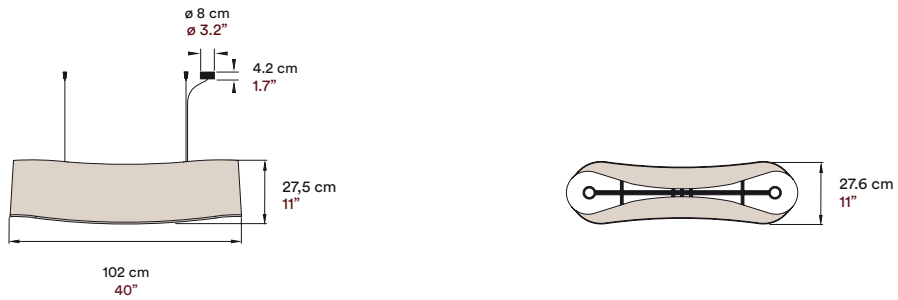
New Wave comprises of two interlocking interior and exterior wood veneer sheets. Differing in colour to the exterior sheets, the interior sheets's edge juts out, creating a clever design feature that enhances the New Wave's profile. The resulting composition is well-proportioned and fluid, giving the New Wave a smooth, free-flowing countenance.

WAVE

LED



BULBS



MATERIALS & COMPONENTS

Wood Veneer Shade

White Metal Interior Structure

Metal Canopy

4 Stainless Steel Cables

2,5 m drop 8 ft drop

Transparent Electrical Cable

2,5 m drop 8 ft drop

LIGHT SOURCE

120 - 277V  
Dimmable Integrated LED  
or  
220 - 250V  
2 Bulbs E27

Class I CE

120 - 277V  
Dimmable Integrated LED  
or  
120V  
2 Bulbs E26

UL US

FINISHES

RECOMMENDED WOOD VENEER COLOUR COMBINATIONS

Exterior	Interior
21 Cherry	20 Ivory White
26 Red	24 Yellow
28 Blue	24 Yellow

METAL CANOPY COLOUR

NI-Nikel

AWARDS



Chicago



Go to web

- NEW WAVE - SUSPENSION  
28 Blue & 24 Yellow Wood Veneer.



- NEW WAVE - SUSPENSION  
21 Natural Cherry & 20 Ivory White Wood Veneer.
- NEW WAVE - SUSPENSION  
26 Red & 20 Yellow Wood Veneer.





# NUT

## Nut

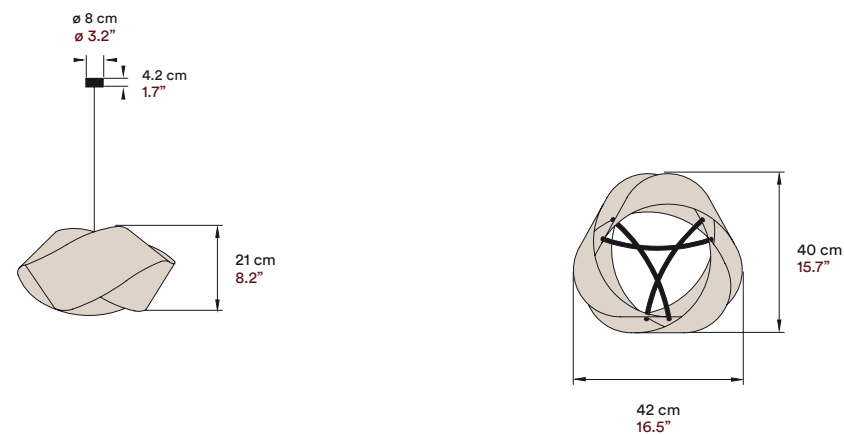
Suspension

Designed by:  
Ray Power

Nut is the Valencian word for 'knot' and is thus the perfect name for this delightful, twisting pendant designed by Ray Power. Reminiscent of a granny knot, the Nut lamp's fetching form is made by tying a knot (in a manner of speaking): it is the result of twisting and looping a piece of wood veneer.



- **NUT - SUSPENSION**  
22 Natural Beech Wood Veneer.



MATERIALS & COMPONENTS

Wood Veneer Shade

Metal Tripod & Canopy

Electrical Cable  
2,5 m drop 8 ft drop

LIGHT SOURCE

220 - 250V  
Bulb E27

Class I

120V  
Bulb E26

US

FINISHES

WOOD VENEER COLOURS

- |                   |                  |
|-------------------|------------------|
| 20 Ivory White    | 22 Natural Beech |
| 21 Natural Cherry |                  |
| 24 Yellow         | 29 Grey          |
| 25 Orange         | 33 Pale Rose     |
| 26 Red            | 34 Sea Blue      |
| 28 Blue           |                  |

METAL COLOURS

- |                |           |
|----------------|-----------|
| BK-Matte Black | NI-Nickel |
| WH-Matte White |           |



Go to web

- NUT - SUSPENSION  
20 Ivory White Wood Veneer.





# ORBIT

## Orbit

Wall

Designed by:  
Miguel Herranz

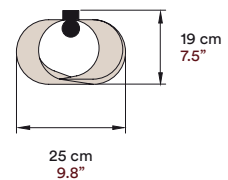
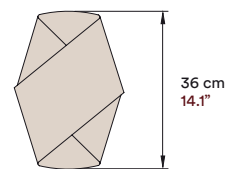
With its thoughtful air, the ovalesque Orbit light will decorate any wall with quiet self-assurance. Created by Spanish designer Miguel Herranz, Orbit is an unfussy lamp whose shape is handmade by twisting a piece of wood veneer. Two designs are feasible, depending on the direction of torsion—that is how the wood veneer is twisted.

Light from the Orbit is diffused both upwards and downwards via its two apertures and an inner glow radiates outwards, accentuating the beauty of the timber veneer grain. In essence, just as the earth is in orbit around the sun, light is in orbit around the Orbit.

● ORBIT - WALL | 20 Ivory White Wood Veneer.



Photography: Santiago Relanzón



MATERIALS & COMPONENTS

Wood Veneer Shade

White Metal Back Plate

LIGHT SOURCE

220 - 250V  
Bulb E27

Class I








120V  
Bulb E26



FINISHES

WOOD VENEER COLOURS

- |   |  |
|---|--|
|  20 Ivory White    |  22 Natural Beech |
|  21 Natural Cherry |  |
|  24 Yellow         |  29 Grey          |
|  25 Orange         |  33 Pale Rose     |
|  26 Red            |  34 Sea Blue      |
|  28 Blue           |  |



Go to web



• ORBIT - WALL  
20 Ivory White Wood Veneer.





Photography: Ángel Segura

# Oh!Line

Medium & Large  
Suspension

Designed by:  
Burkhard Dämmer  
& Mariví Calvo

Imagine sitting beneath a halo of light. This is the effect created by Oh!Line, a svelte circle of light. Designed by Mariví Calvo & Burkhard Dämmer, Oh!Line is available in two sizes: medium and large suspension.

With its slim form, wood veneer, dimmable LED, and light-filtering diffuser, Oh!Line radiates warmth and elegance. Light from the ring-shaped Oh!Line provides a relaxed ambience and a focused glow.

● **OH!LINE - MEDIUM & LARGE SUSPENSION**  
20 Ivory White Wood Veneer.



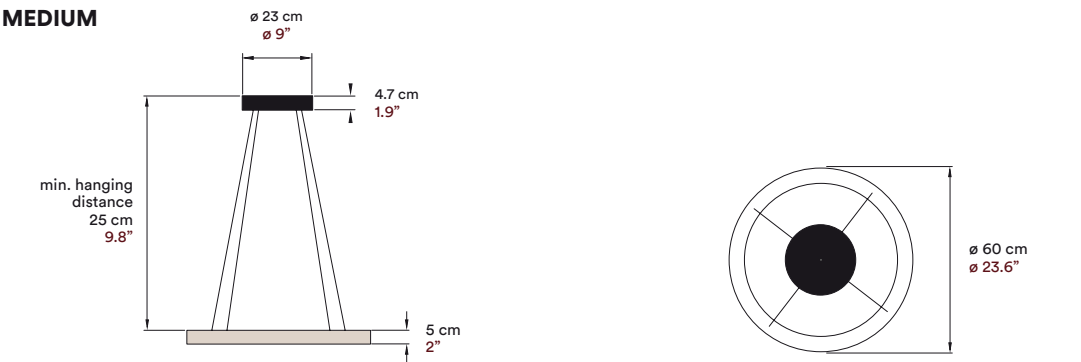




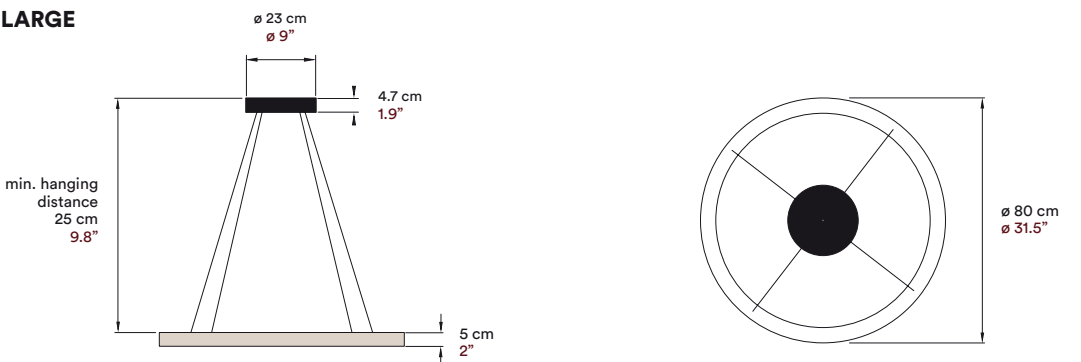
Photography: Ángel Segura



MEDIUM



LARGE



MATERIALS & COMPONENTS

Wood Veneer Shade

Bottom White Acrylic Diffuser

Top Black Metallic Ring

Metal Canopy

2 Black Steel Cables

2,5 m drop 8 ft drop

2 Black Electrified Cables

2,5 m drop 8 ft drop

LIGHT SOURCE

120 - 277V

Dimmable Integrated LED

Class I

120 - 277V

Dimmable Integrated LED



FINISHES

WOOD VENEER COLOURS

- |                |                   |                  |
|----------------|-------------------|------------------|
| 20 Ivory White | 21 Natural Cherry | 22 Natural Beech |
| 24 Yellow      | 29 Grey           |                  |
| 25 Orange      | 33 Pale Rose      |                  |
| 26 Red         | 34 Sea Blue       |                  |
| 28 Blue        |                   |                  |

METAL CANOPY COLOUR

- BK-Matte Black



Go to web



• OH!LINE - SUSPENSION  
20 Ivory White Wood Veneer.



# Piknik

Cordless Table

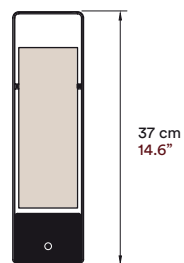
Designed by:  
Macalula

The portable Piknik lamp is happy both indoors and outdoors. Piknik is handsome, adaptable and smart. Its cleverly designed tubular wood veneer lampshade hangs freely, while its rechargeable battery will keep going for up to eight hours. Befitting a modern lifestyle, Piknik also features touch sensor dimming. All charged up and ready to go, simply take the Piknik's handy handle and happily untethered, it will feel at ease in your gracious company.



• PIKNIK - CORDLESS | 24 Yellow Wood Veneer.





## MATERIALS & COMPONENTS

Wood Veneer Shade

Interior Acrylic Diffuser

Metal Base & Handle

Rechargeable Battery

8 Hours Autonomy at 90% Power

IN Charge only, charging cable supplied  
USB type C

On / Off Dimming

## LIGHT SOURCE

Dimmable Integrated LED

Class III

Dimmable Integrated LED

## FINISHES

### WOOD VENEER COLOURS

- |                   |                  |
|-------------------|------------------|
| 20 Ivory White    | 22 Natural Beech |
| 21 Natural Cherry | 29 Grey          |
| 24 Yellow         | 33 Pale Rose     |
| 25 Orange         | 34 Sea Blue      |
| 26 Red            |                  |
| 28 Blue           |                  |

### METAL COLOURS

- BK-Matte Black

## AWARDS



Germany



Germany



Go to web



• PIKNIK - CORDLESS  
21 Natural Cherry Wood Veneer.



# POD &

Designed by:  
Burkhard Dämmer

Medium  
Suspension

Kin to the Poppy pendant, Pod is a vertically elongated and ellipse-like orbit of light whose body is made up of a repeated series of wood veneer strips. Different from the Poppy, a small gap between each strip on the Pod allows just a peek at the light within.

The Pod is appreciably unostentatious, having a fresh manner that smiles and illuminates its surroundings with an altruistic sense of cool. It is a pendant that works well discretely or as part of a striking cluster of Pod and Poppy lights.

# POPPY

Small & Medium  
Suspension

Kin to the Pod pendant, the slightly squat and spherical Poppy lamp is made up of a repeated series of wood veneer strips. Different from the Pod, a larger gap between each strip on the Poppy emits light with a greater luminosity, its mature form sparkling in full bloom.

Compared to the Pod pendant, Poppy is like the mature older sibling, with a fully developed form that lends weight to its mellow disposition. Both the Poppy and Pod lamps work well in unison, able to form impressive cloud-like clusters.



● POD & POPPY - SUSPENSION | 24 Yellow Wood Veneer.





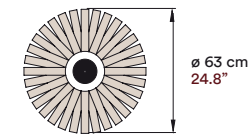
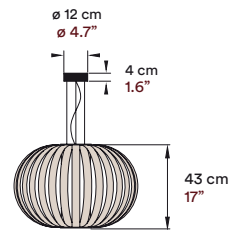


## POPPY & POD

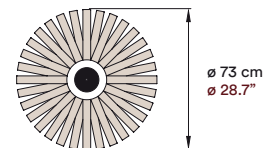
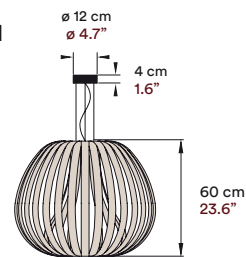
## SUSPENSION

## BURKHARD DÄMMER

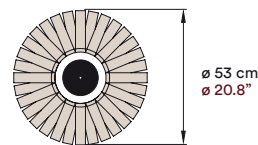
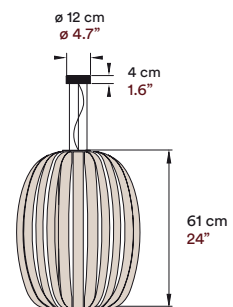
### POPPY SMALL



### POPPY MEDIUM



### POD MEDIUM



## MATERIALS & COMPONENTS

### Wood Veneer Shade

### Metal Canopy

**3 Stainless Steel Cables**  
2,5 m drop 8 ft drop

**Transparent Electrical Cable**  
2,5 m drop 8 ft drop

## LIGHT SOURCE

**220 - 250V**  
Bulb E27

Class I

**120V**  
Bulb E26



## FINISHES

### WOOD VENEER COLOURS

- |                   |                  |
|-------------------|------------------|
| 20 Ivory White    | 22 Natural Beech |
| 21 Natural Cherry | 29 Grey          |
| 24 Yellow         | 33 Pale Rose     |
| 25 Orange         | 34 Sea Blue      |
| 26 Red            |                  |
| 28 Blue           |                  |

### METAL CANOPY COLOUR

- NI-Nikel



• POPPY - SMALL SUSPENSION  
20 Ivory White Wood Veneer.



# RAINDROP

## Raindrop

Small & Medium  
Suspension

Designed by:  
Javier Herrero Studio

Visualise the simple beauty of a stationary raindrop, a small and glistening droplet that instead of falling, remains in a state of suspended animation. While Tina couldn't stand the rain against her window, the Raindrop pendant is a welcome sight.

Javier Herrero imagined and designed the Raindrop pendant, its suspended shade made using strips of wood veneer that contain a glowing ball. Available in small and medium sizes, the Raindrop's form is playful and poised. It is a light that will hang gracefully by itself and is especially pleasing and engaging when arranged in a group formation.

● RAINDROP - MEDIUM SUSPENSION | 20 Ivory White Wood Veneer.



Photography: Emilio Lekuona

SMALL



MEDIUM



MATERIALS & COMPONENTS

Wood Veneer Shade

Frosted Glass Ball

Metal Canopy

Transparent Electrical Cable  
2,5 m drop 8 ft drop

Stainless Steel Cable  
2,5 m drop 8 ft drop

LIGHT SOURCE

220 - 250V  
Bulb G9

Class I

120V  
Bulb G9

US

FINISHES

RECOMMENDED WOOD VENEER COLOURS

- |                   |              |
|-------------------|--------------|
| 20 Ivory White    | 29 Grey      |
| 21 Natural Cherry | 33 Pale Rose |
| 22 Natural Beech  | 34 Sea Blue  |
| 28 Blue           |              |

METAL CANOPY COLOUR

- NI-Nikel



Go to web



● RAINDROP  
SMALL SUSPENSION  
21 Natural Cherry Wood Veneer.



● RAINDROP  
MEDIUM SUSPENSION  
21 Natural Cherry Wood Veneer.



# SPIRO

## Spiro

Medium & Large  
Suspension

Designed by:  
Remedios Simón

Op art (optical art) developed in the 1960s as an artistic style that used geometric shapes to generate optical illusions. With a nod to the genre, designer Remedios Simón created Spiro, a charismatic pendant whose frame contains a mass of irregular wood veneer spirals.

Available in three outer shell options (cherrywood, acrylic white or black), Spiro is an impressive light with an enchanting aura. Similar to op art, Spiro plays with the physiology and psychology of human perception, its charm utterly irresistible.

### ● SPIRO - LARGE SUSPENSION

Matte White Outer Shell & 22 Natural Beech Wood Veneer.



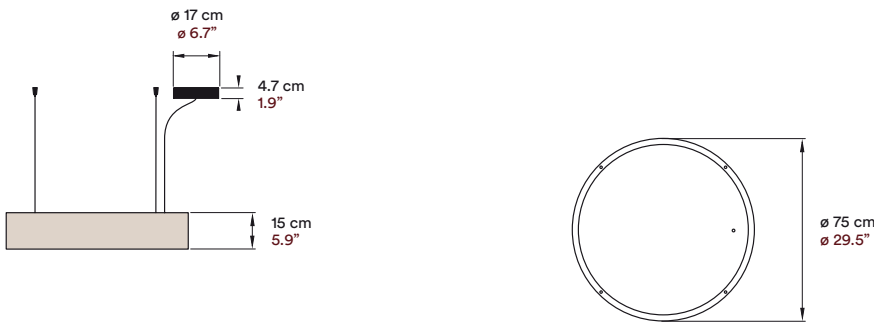
MSK Koch Center Hospital, NY, USA. Photography: Chris Cooper.







MEDIUM



MATERIALS & COMPONENTS

Opaque Wood or Acrylic Outer Shell

Wood Veneer Spirals

Top & Bottom Diffuser

Metal Canopy

4 Stainless Steel Cables  
2,5 m drop 8 ft drop

Electrical Cable  
2,5 m drop 8 ft drop

LIGHT SOURCE

120 - 277V  
Dimmable Integrated LED

Class I

120 - 277V  
Dimmable Integrated LED



AWARDS

HD Las Vegas. Product Design Competition. USA

FINISHES

WOOD SHELL

21 Natural Cherry

ACRYLIC SHELL

Black

White

WOOD VENEER SPIRALS WITH WOOD SHELL

21 Natural Cherry

WOOD VENEER SPIRALS WITH ACRYLIC SHELL

20 Ivory White

26 Red

21 Natural Cherry

28 Blue

22 Natural Beech

29 Grey

24 Yellow

33 Pale Rose

25 Orange

34 Sea Blue

METAL CANOPY COLOURS

BK-Matte Black

WH-Matte White



Go to web



Photography: Emilio Lekuona

● SPIRO - MEDIUM SUSPENSION  
Matte White Outer Shell & 28 Blue Wood Veneer.



## Stitches

Bamako  
Tombuctú

Designed by:  
Burojet

Created by Egbert-Jan Lam of Netherlands-based Burojet Design Studio, Stitches is a family of two well-hemmed pendants: Tombuctú and Bamako. Each light is named after a city or town in Mali, West Africa. Mali has a long history as a producer of embroidery; its many skilled artisans found throughout Tombuctú and Bamako are adept at needlework.

The Stitches pendants impart an appealing bohemian air, their warm wood veneer panels embroidered with peeping threads of light. Crafted with passion and precision, Tombuctú and Bamako hint at the simple beauty found in Malian embroidery.

● **STITCHES BAMAKO - SUSPENSION**  
24 Yellow Wood Veneer.





BAMAKO



TOMBUCTÚ



MATERIALS & COMPONENTS

Wood Veneer Shade

Metal Canopy

Transparent Electrical Cable  
2,5 m drop 8 ft drop

LIGHT SOURCE

220 - 250V  
Bulb E27

Class I

120V  
Bulb E26

AWARDS



FINISHES

RECOMMENDED WOOD VENEER COLOURS

- |                |              |
|----------------|--------------|
| 20 Ivory White | 33 Pale Rose |
| 24 Yellow      | 34 Sea Blue  |
| 29 Grey        |              |

METAL CANOPY COLOUR

- NI-Nikel



• STITCHES TOMBUCTÚ - SUSPENSION  
20 Ivory White Wood Veneer.

# SW

## Swirl

Small & Large  
Suspension

Designed by:  
Ray Power

Swirl excites the eye with its eddying and whirling folds, their twisting twirl a sensuous feat. Designed by Ray Power, Swirl is an accomplished pendant, its form thoughtfully considered and sculptured. Power's designs are typically based on geometry and his predilection for creating three-dimensional forms from flat materials (wood veneer). Swirl is no exception, its precise contours brought to life in stereo.

With a soulful character and presence, the Swirl lamp will vibe well with any interior. When a light is striking from every angle, one might expect more than a hint of conceit. And yet Swirl is wholly modest, its beauty inspiring and uplifting.

The Swirl pendant was accorded a Special Mention by the German Design Council.

● **SWIRL - SMALL SUSPENSION**  
20 Ivory White Wood Veneer.

# R

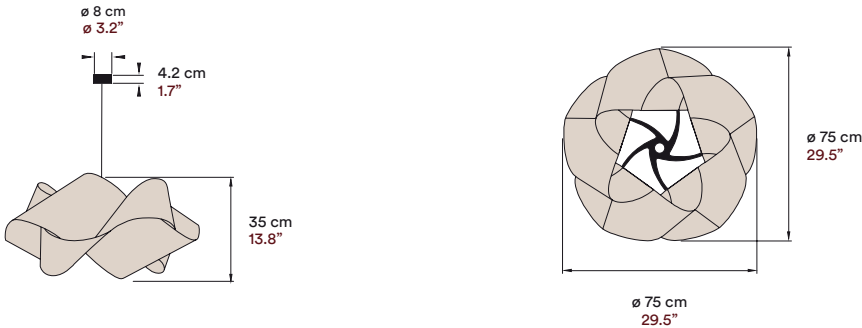




SMALL



LARGE



MATERIALS & COMPONENTS

Wood Veneer Shade

Metal Tripod & Canopy

Electrical Cable  
2,5 m drop 8 ft drop

LIGHT SOURCE

220 - 250V  
Bulb E27

Class I

120V  
Bulb E26

AWARDS



Chicago



Germany

FINISHES

WOOD VENEER COLOURS

- |                   |                  |
|-------------------|------------------|
| 20 Ivory White    | 22 Natural Beech |
| 21 Natural Cherry |                  |
| 24 Yellow         | 29 Grey          |
| 25 Orange         | 33 Pale Rose     |
| 26 Red            | 34 Sea Blue      |
| 28 Blue           |                  |


METAL COLOURS

- |                |           |
|----------------|-----------|
| BK-Matte Black | NI-Nickel |
| WH-Matte White |           |



Go to web

- SWIRL - SMALL SUSPENSION  
26 Red Wood Veneer.



- SWIRL - SMALL SUSPENSION  
20 Natural White Wood Veneer.

- SWIRL - SMALL SUSPENSION  
22 Natural Beech Wood Veneer.



# THESIS

## Thesis

Floor  
Table  
Wall

Designed by:  
Ramón Esteve Estudio

Thesis is a table, floor and wall lamp. It is a modern piece whose companionship is close and intimate, casting a warm glow as you toil through the night and by your side as you read or simply contemplate the day.

Designed by Ramón Esteve, the Thesis is well suited to quiet spaces: in a library, private study or cosy corner, its minimal form and clean lines are free from distraction. In creating Thesis, a modest metallic base holds a wood veneer shade in its three prongs. Each prong contains an LED that diffuses light downwards while casting a radiance that quietly highlights the natural timber veneer. In profile, is authoritative and introspective, a quiet light with a smart, introverted personality.



Photography: Ángel Segura

- **THESIS - FLOOR**  
20 White Wood Veneer & Matte Black Metal Base.





Photography: Angel Sagura

THESIS

FLOOR & TABLE

RAMÓN ESTEVE ESTUDIO

FLOOR

TABLE

12 cm

4.7"

150 cm

59.1"

40 cm

15.7"

ø 45 cm

ø 18"

8 cm

3.1"

43 cm

16.9"

26.5 cm

10.4"

ø 30 cm

ø 12"

MATERIALS & COMPONENTS

Wood Veneer Shade

Metal Tripod, Stem & Base

Electrical Cable with Dimming Switch Transformer on Plug

FLOOR 185 cm 53"

TABLE 145 cm 57"

FINISHES

WOOD VENEER COLOURS

20 Ivory White

METAL COLOURS

BK-Matte Black

IV-Matte Ivory

LIGHT SOURCE

230V

Dimmable Integrated LED

Class II

CE

120V

Dimmable Integrated LED

UL

FLOOR

TABLE

Go to web

Go to web



• THESIS - TABLE  
20 Ivory White Wood Veneer & Matte Black Metal Base.



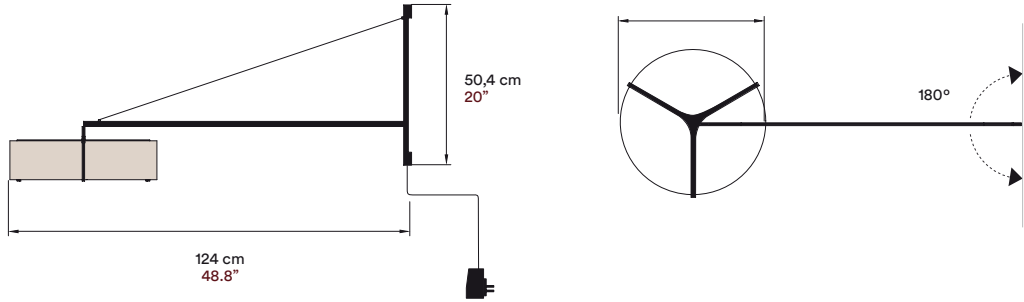


Photography: Angel Segura

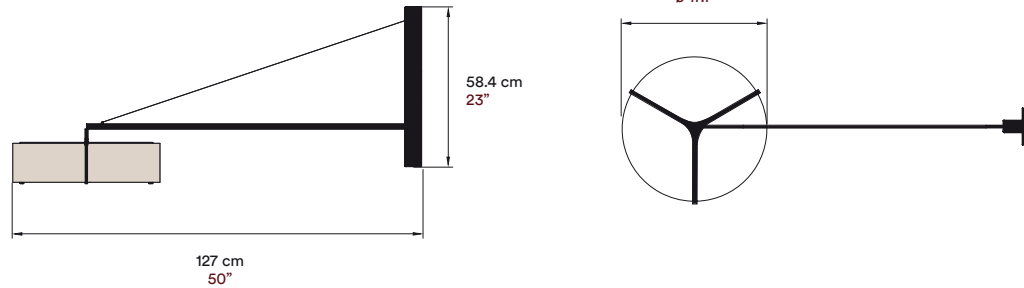
• THESIS - WALL | 20 Ivory White Wood Veneer & Matte Black Metal Structure.



SWING MECHANISM



HARD WIRED



MATERIALS & COMPONENTS

Wood Veneer Shade

Metal Tripod & Structure

Pivoting Metal Arm with wall plug  
Electrical Cable 250 cm 98,4"

Hard Wired with wall mounted driver enclosure

FINISHES

WOOD VENEER COLOURS

20 Ivory White

METAL COLOURS

BK-Matte Black      IV-Matte Ivory

LIGHT SOURCE

230V - Plug in version  
Dimmable Integrated LED or  
120-277V - Hard wired version  
Dimmable Integrated LED

Class II

120V - Plug in version  
Dimmable Integrated LED  
120-277V - Hard wired version  
Dimmable Integrated LED



Go to web



• THESIS - WALL  
20 Ivory White Wood Veneer & Matte Black Metal Structure.







# CANDELABRO

## Candelabro

Small & Large  
Suspension

Designed by:  
Mariví Calvo

Imagine a suspension light that embodies many of LZF's greatest hits. Candelabro describes a remarkably representational form that unites the finest collection of wood veneer pendants. The performers include such luminaries as Agatha and Mikado, Raindrop and Totem.

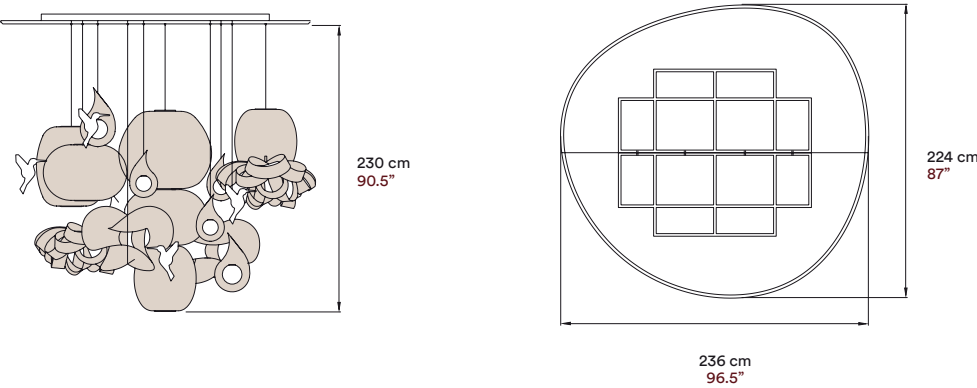
Hovering amid the lights are a number of golden birds, each one enjoying a magical world of wonder. Together, these birds and the various pendants stage a thrilling opus in light, a majestic piece that will give the viewer pleasure every time.

• CANDELABRO - SMALL SUSPENSION  
20 Ivory White Wood Veneer.

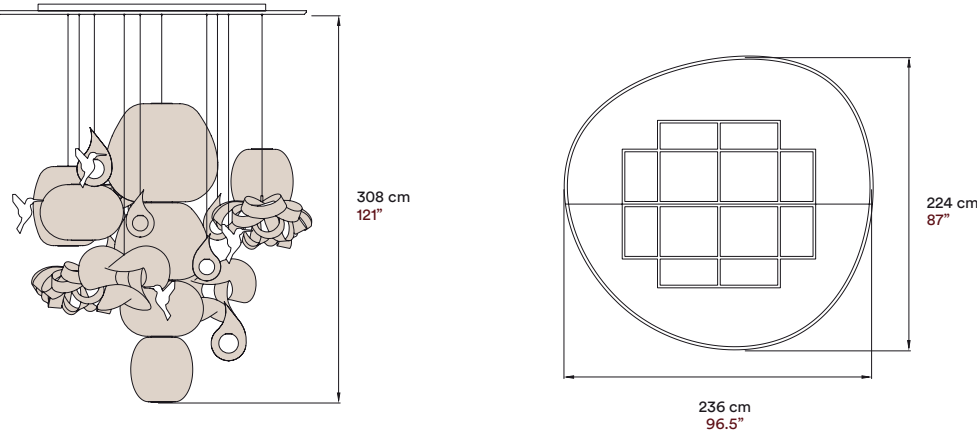




SMALL



LARGE



MATERIALS & COMPONENTS

15 Wood Veneer Shades

Matte White Lacquered Wood Canopy

6 Ceramic Birds\* in Gold or White Glaze

\* Can be bought seperately

FINISHES

WOOD VENEER COLOURS

- 20 Ivory White
- 22 Natural Beech

LIGHT SOURCE

3 Independent Dimmable Circuits.  
Central Shade, Peripheral Shades & Spotlights.

220 - 250V

Class I CE

120V

UL US



Go to web



• CANDELABRO  
LARGE SUSPENSION  
20 Ivory White Wood Veneer.





Photography: Richard Gonçalves.

- CANDELABRO - CUSTOM SUSPENSION  
21 Natural Cherry Wood Veneer.



# DAN DE LION



## Dandelion

Designed by:  
Burkhard Dämmer

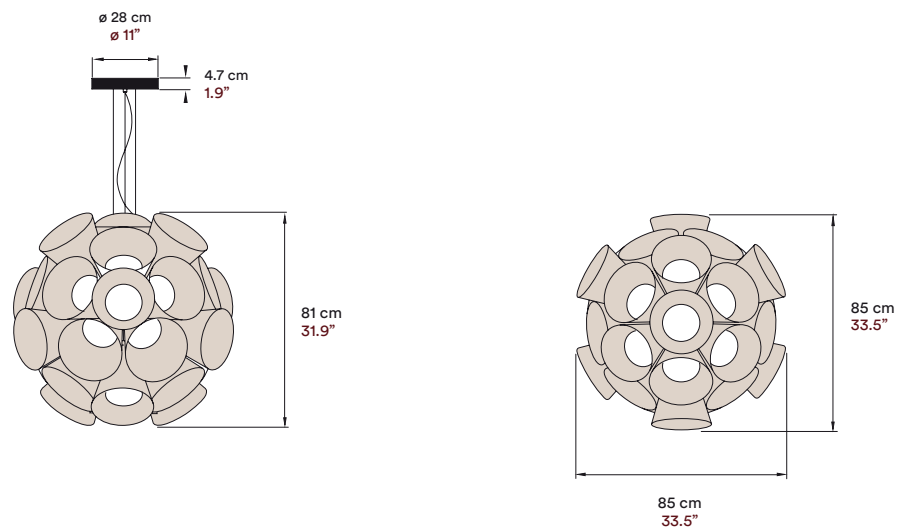
Suspension



• DANDELION - SUSPENSION  
24 Yellow Wood Veneer.

Bearing a resemblance to its flowering namesake, this lamp is a radiant composite of many single florets. Independent and distinct, each funnel-shaped floret appears to shine alone, yet en masse they create the Dandelion's sparkle.





## MATERIALS & COMPONENTS

### Wood Veneer Shade

### Acrylic Diffusers

### Metal Canopy

### 3 Stainless Steel Cables

2,5 m drop 8 ft drop

### Transparent Electrical Cable

2,5 m drop 8 ft drop

## LIGHT SOURCE

### 120 - 277V

Dimmable Integrated LED

Class I

### 120 - 277V

Dimmable Integrated LED



## FINISHES

### WOOD VENEER COLOURS

- |                   |                  |
|-------------------|------------------|
| 20 Ivory White    | 22 Natural Beech |
| 21 Natural Cherry |                  |
| 24 Yellow         | 29 Grey          |
| 25 Orange         | 33 Pale Rose     |
| 26 Red            | 34 Sea Blue      |
| 28 Blue           |                  |

### METAL CANOPY COLOUR

- NI-Nikel

## AWARDS



Chicago



Germany



Brussels



Go to web



• DANDELION - SUSPENSION  
21 Natural Cherry Wood Veneer.



# LINK CHAIN

## Link Chain

Small, Medium &  
Large Suspension

Designed by:  
Ray Power &  
Mariví Calvo

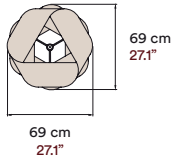
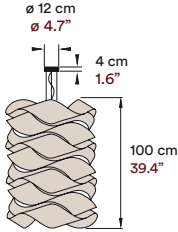
The Link Chain is a pendant that immediately draws the eye. Resplendent in its precise arrangement, the Link Chain is especially heroic: bold and venturesome, prodigious and grand. Adding an element of drama to its surroundings, the Link Chain decorates, illuminates and captivates.

The Link Chain was conceived by Mariví Calvo and Ray Power. Using the Link Modular suspension lamp, the Link Chain is constructed with three, four or six modules. The effect is quite remarkable: the billowy, cloud-like Link modules are fastened together, metamorphosing into a heroic tower of light.

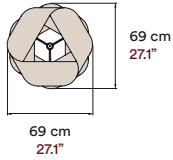
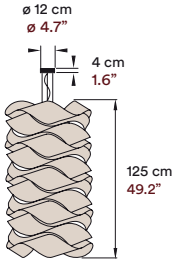
● **LINK CHAIN - SMALL SUSPENSION**  
20 Natural White Wood Veneer.



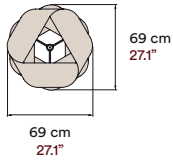
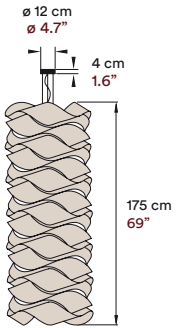
SMALL



MEDIUM



LARGE



MATERIALS & COMPONENTS

Wood Veneer Shade

White Metal Tripod

Metal Canopy

3 Stainless Steel Cables  
2,5 m drop 8 ft drop

Transparent Electrical Cable  
2,5 m drop 8 ft drop

LIGHT SOURCE

220 - 250V  
3, 4 or 6 Bulbs E27

Class I 

120V  
3, 4 or 6 Bulbs E26



FINISHES

RECOMMENDED WOOD VENEER COLOURS

-  20 Ivory White
-  21 Natural Cherry
-  22 Natural Beech

METAL CANOPY COLOUR

-  NI-Nikel



Go to web



- LINK CHAIN LARGE - SUSPENSION  
20 Ivory White Wood Veneer.
- LINK CHAIN CUSTOM - SUSPENSION  
20 Ivory White Wood Veneer.



As the Link Chain is a modular system, it allows for different lengths and combination of Link shade modules upon request.



# SUNS

## Suns

Small, Medium &  
Large Suspension

Designed by:  
Mikiya Kobayashi

Suns is a decorative wood veneer panel that acts to diffuse light and break sound. Designed by Tokyo & Valencia-based Mikiya Kobayashi, Suns panels are available in three sizes: small, medium, and large.

Japan is affectionately known as the 'land of the rising sun', and in Suns we find a handmade,

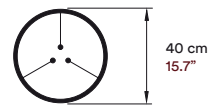
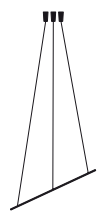
circular wood panel that is characterised by a quiet and respectful beauty—an inherent Japanese quality. Without light or electrification, the Suns panel is made up of wood veneer and a metal canopy. Designed to hang at an angle, Suns is striking and stellar when placed in a cluster formation.



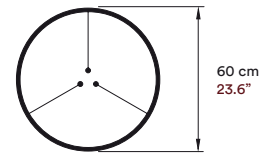
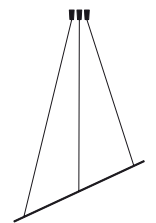
Photography: Santiago Relanzón

● SUNS - DECORATIVE PANEL  
20 Ivory White Wood Veneer.

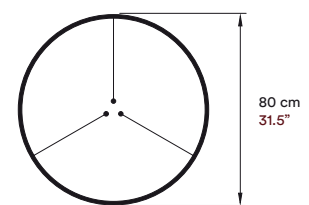
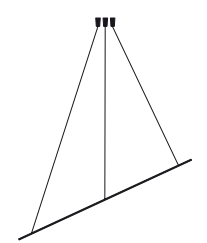
SMALL



MEDIUM



LARGE



MATERIALS & COMPONENTS

Wood Veneer Panel

Metal Structure

3 Black Steel Cables  
2,5 m drop 8 ft drop

THIS FIXTURE IS NOT ELECTRIFIED AND  
CONTAINS NO LIGHT SOURCE

Sun is a decorative circular panel that can be installed at different angles and that breaks up sound and interacts with light. The sun panel does not contain a light source.

FINISHES

WOOD VENEER COLOURS

○ 20 Ivory White

METAL COLOURS

● BK-Matte Black



Go to web



• SUNS - DECORATIVE PANEL  
20 Ivory White Wood Veneer.







Photography: Santiago Relanzón

# Totem

Totem is a veritable feast for the senses, a light whose proportions enliven a space with dramatic effect. Envisaged by designers Mariví Calvo and Burkhard Dämmer, Totem evolved from the clever amalgamation of Dämmer's Pod and Poppy pendants.

A sublime lighting structure, Totem has the emblematic air of a sacred object, a light whose shape and spirit are reflected in cultures worldwide. Available in three stacked variations, the Totem pendant diffuses warm light through the gaps in its wood veneer strips. As a physical entity, Totem's presence is impressive. Just as important, its spiritual quality is entirely unreserved.

- **TOTEM - SMALL & MEDIUM SUSPENSION**  
20 Ivory White & 28 Blue Wood Veneer.

Totem 3 & Totem 4  
Suspension

Designed by:  
Burkhard Dämmer  
& Mariví Calvo

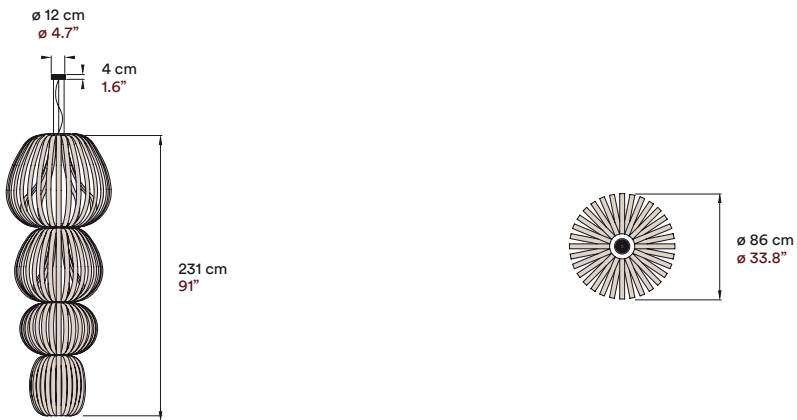
T  
O  
T  
E  
M



SMALL - TOTEM 3



MEDIUM - TOTEM 4



MATERIALS & COMPONENTS

3 or 4 Wood Veneer Shades

Metal Canopy

3 Stainless Steel Cables  
2,5 m drop 8 ft drop

Transparent Electrical Cable  
2,5 m drop 8 ft drop

LIGHT SOURCE

120 - 277V  
Dimmable Integrated LED

Class I

120 - 277V  
Dimmable Integrated LED



FINISHES

RECOMMENDED WOOD VENEER COLOURS

- 20 Ivory White
- 21 Natural Cherry
- 22 Natural Beech

METAL CANOPY COLOUR

- NI-Nikel



Go to web



• TOTEM - MEDIUM & LARGE SUSPENSION | 20 Natural White Wood Veneer.







# Koi & Kogoi

Designed by:  
Inocuo The sign & Marivi Calvo

Small & Large  
Suspension

Part pendant, part sculpture, Koi is a dramatic and decorative light that appears as a surreal wood creature.

Koi has an ethereal beauty: engendering a considerable sense of wonderment, its animated form captivates the eye. Cutting an imposing figure, it offers the perfect lighting climax.

Its structure is made by the Master Artisan Manolo Martin, a specialist in the use of the vareta, light and malleable strips of wood that allow the construction of large extraordinarily light sculptures.



• KOI - SUSPENSION  
20 Ivory Wood Veneerr. Photo: 5.000k

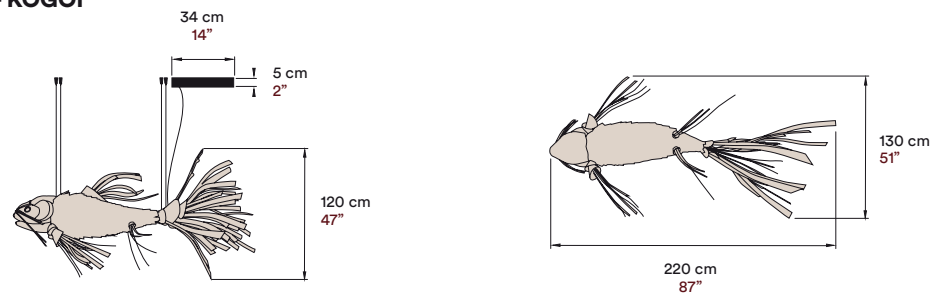




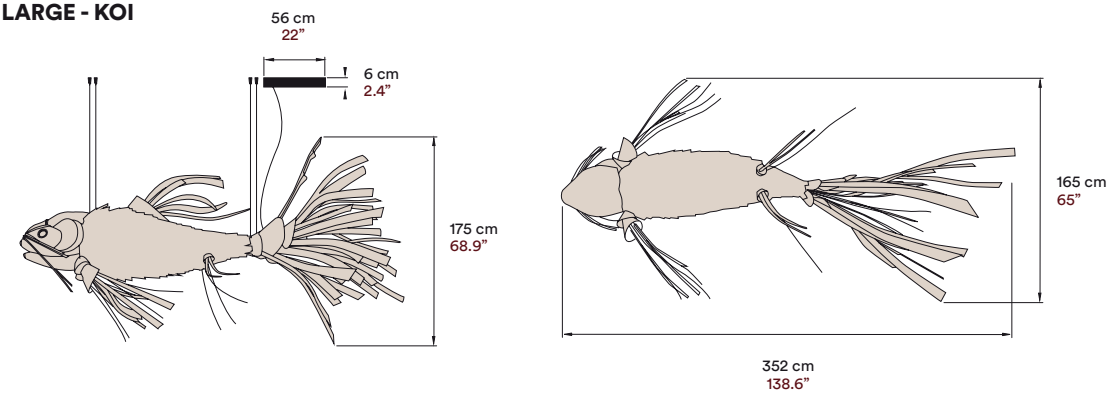
• **KOI - SUSPENSION**  
20 Ivory Wood Veneer. Photo: 2.700k



SMALL - KOGOI



LARGE - KOI



MATERIALS & COMPONENTS

Flame retarded Oak and Birch wood frame Structure

Wood Veneer interior Diffuser

Nickel Metal Canopy

4 Stainless Steel Cables  
5 m drop 16.5 ft drop

Transparent Electrical Cable  
5 m drop 16.5 ft drop

Each piece is numbered

AWARDS



Chicago

FINISHES

WOOD VENEER COLOURS

23 Natural White 22 Natural Beech

LIGHT SOURCE

120 - 277V  
Dimmable Integrated LED

Class I CE

120 - 277V  
Dimmable Integrated LED



Go to web



Photography: Santiago Relanzón

• KOI - SUSPENSION  
20 Ivory White Wood Veneer. Photo: 5.000k



# BIG BIRD

Small & Large  
Suspension

Designed by:  
Isidro Ferrer & LZF Lab

## Big Bird & Birdy



Member of LZF's Life-Size family, Big Bird joins the happy adventures of Smelly Fant, Fish and Koi. Hovering vertically with fluttering wings, Big Bird has the agile appearance of a gentle hummingbird.

Created by the illustrator and designer Isidro Ferrer and built using a traditional craft technique called vareta, Big Bird is a masterly feat of wood craftsmanship. While light radiates from Big Bird's wooden plumage, a glass globe hangs from its beak, like a ball of glowing nectar.

With Big Bird, LZF is once again dreaming big, re-engineering the concept of what a lamp can be, in both shape and scale.

Its structure is made by the Master Artisan Manolo Martin, a specialist in the use of the vareta, light and malleable strips of wood that allow the construction of large extraordinarily light sculptures.

### • BIG BIRD VERTICAL - SUSPENSION

Crafted Elm and Birchwood exterior - 20 Ivory White Interior Wood diffuser.



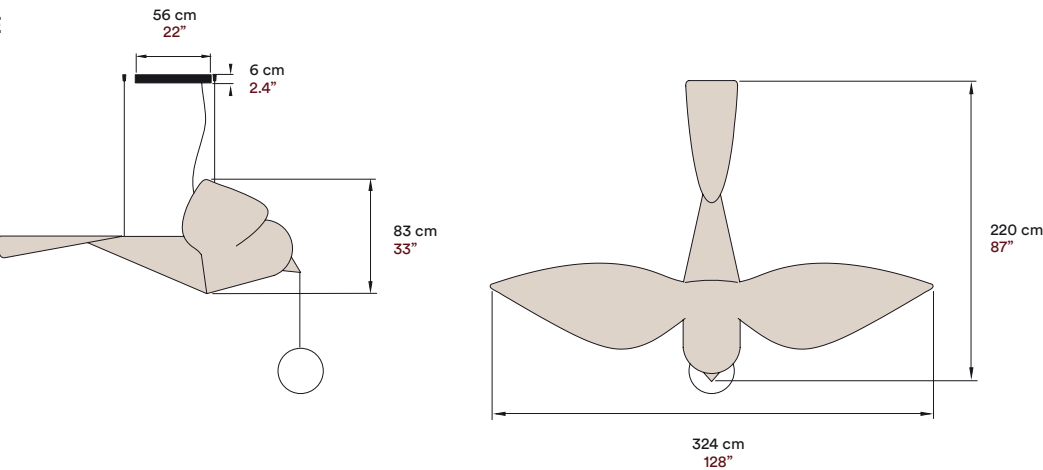
Photography: KlunderBie



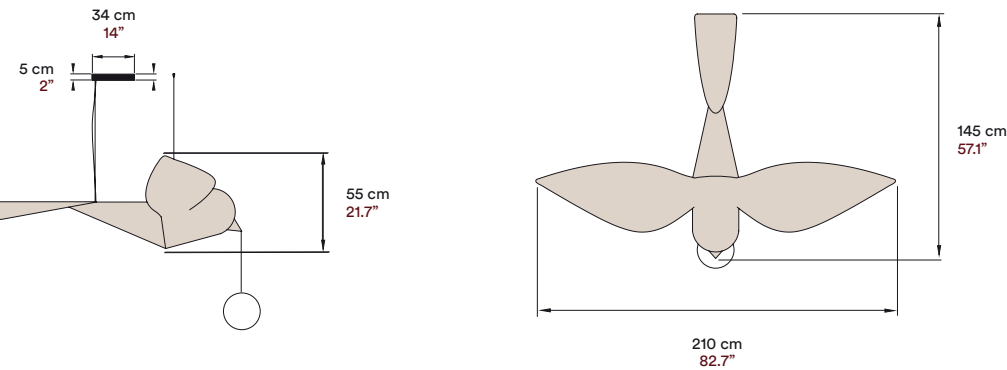




LARGE



SMALL



MATERIALS & COMPONENTS

Flame retarded Oak and Birch wood frame

Wood Veneer Diffuser

Frosted Glass Ball

Nickel Metal Canopy

3 Stainless Steel Cables  
5 m drop 16.5 ft drop

Transparent Electrical Cable  
5 m drop 16.5 ft drop

Each piece is numbered

FINISHES

INTERIOR WOOD VENEER COLOUR

23 Natural White

LIGHT SOURCE

120 - 277V  
Dimmable Integrated LED &  
230V  
Bulb E27


Class I



120 - 277V  
Dimmable Integrated LED &  
120V  
Bulb E26



Go to web



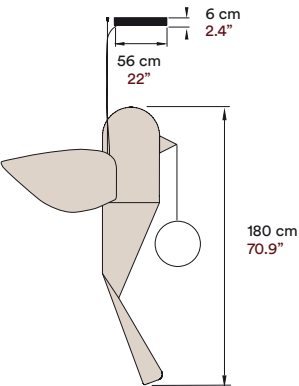
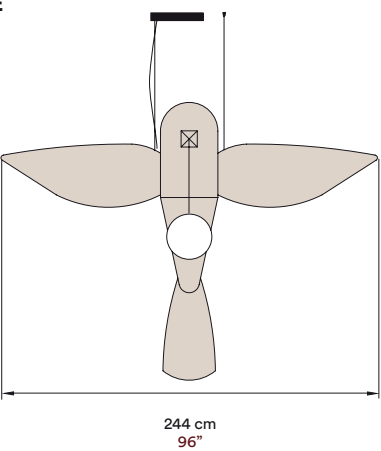




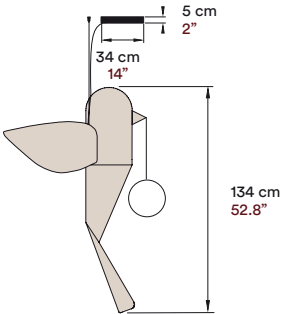
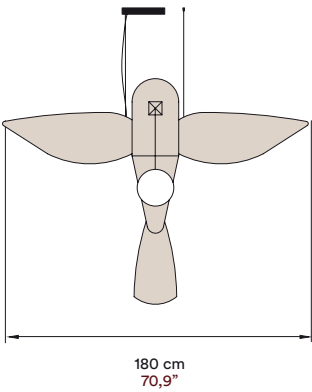
● BIRDY VERTICAL & HORIZONTAL - SUSPENSION |  
Crafted Elm and Birchwood exterior - 20 Ivory White Interior Wood diffuser.



LARGE



SMALL



MATERIALS & COMPONENTS

Flame retarded Oak and Birch wood frame

Wood Veneer Diffuser

Frosted Glass Ball

Nickel Metal Canopy

2 Stainless Steel Cables

5 m drop 16.5 ft drop

Transparent Electrical Cable

5 m drop 16.5 ft drop

Each piece is numbered

FINISHES

INTERIOR WOOD VENEER COLOUR

23 Natural White

LIGHT SOURCE

120 - 277V  
Dimmable Integrated LED &  
230V  
Bulb E27

120 - 277V  
Dimmable Integrated LED &  
120V  
Bulb E26

Class I CE



Go to web



Photography: KlunderBle

• BIRDY SUSPENSION  
Crafted Elm and Birchwood Exterior - 20 Ivory White Interior Wood Diffuser.

# FISH

Floor

Designed by:  
Isidro Ferrer & LZF Lab

## The Walking Fish

Fish is modelled on one of the original pieces by Isidro Ferrer, a friendly fish with legs which has become one of the first large-scale light sculptures within the Funny Farm project. The carefully studied layout produces a captivating effect.

Its structure is made by the Master Artisan Manolo Martin, a specialist in the use of the vareta, light and malleable strips of wood that allow the construction of large extraordinarily light sculptures.

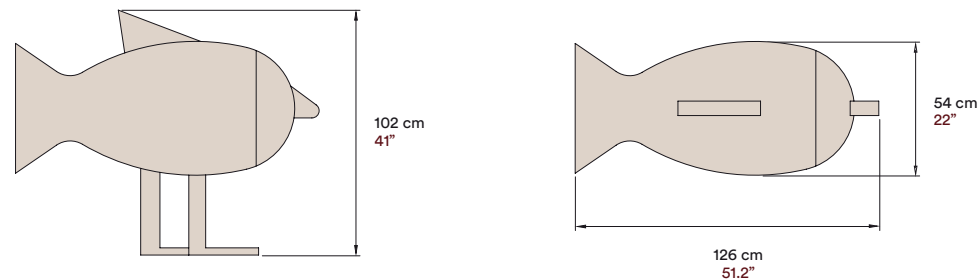
### • THE WALKING FISH - FLOOR

Crafted Elm and Birchwood exterior, Interior Tulip Wood diffuser in 20 Ivory White.



Photography: KlunderBie





MATERIALS & COMPONENTS

Flame retarded Oak and Birch wood frame

Wood Veneer Diffuser

Red cloth cord Electrical Cable with On/Off Switch  
200 cm 78,7"

Each piece is numbered

LIGHT SOURCE

Integrated LED Class II

Integrated LED

FINISHES

INTERIOR WOOD VENEER COLOUR

23 Natural White



- THE WALKING FISH- FLOOR .  
Crafted Elm and Birchwood exterior - 20 Ivory White Interior Wood diffuser.



# SMELLY FANT

## Smelly Fant

Floor

Designed by:  
Isidro Ferrer & LZF Lab

Smelly Fant is the other Funny Farm animal we chose to convert into a light sculpture. Like all elephants, it has big ears, a trunk, even its own legs, and a body standing more than a meter and a half tall. To turn Isidro Ferrer's vision into a large-scale lamp, LZF has again drawn on the experience of the craftsman Manolo Martin.

Manolo Martin used the “vareta” technique, which consists of creating large, extraordinarily light sculptures out of malleable strips of wood to shape the three spheres which constitute the body and the head of Elephant. Its luminous heart, at the centre of the sculpture, is diffused through a natural wood veneer internal lining.

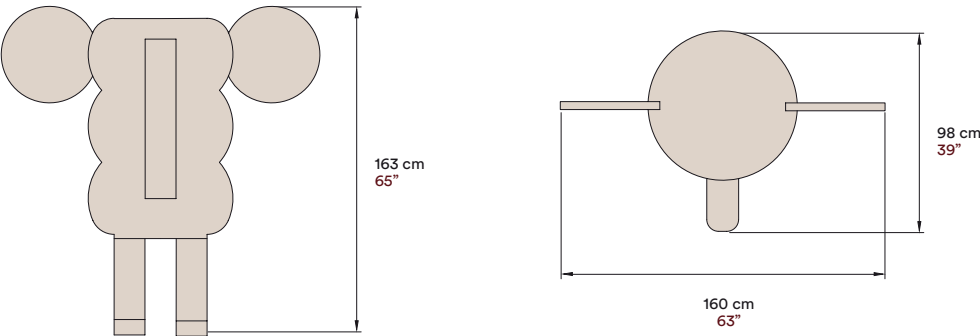
### • SMELLY FANT - FLOOR

Crafted Elm and Birchwood Exterior.  
20 Ivory White Interior Wood Diffuser.



Photography: KlunderBie





MATERIALS & COMPONENTS

Flame retarded Oak and Birch wood frame

Wood Veneer Diffuser

Red cloth cord Electrical Cable with On/Off Switch  
200 cm 78,7"

Each piece is numbered

LIGHT SOURCE

Integrated LED Class II

Integrated LED

FINISHES

INTERIOR WOOD VENEER COLOUR

23 Natural White

AWARDS



Chicago



Go to web



- **SMELLY FANT - FLOOR** | LZF "Dreams Book".  
Crafted Elm and Birchwood exterior - 20 Ivory White  
Interior Wood diffuser.





SOURCE  
LIGHT  
TEMPERATURE

Choose your light temperature carefully, wood veneer colour can change radically depending on the colour temperature you use.

Recommended temperature LED for coloured LZF shades:

20- Ivory White an 23-Natural White (3000k-6400k)


21-Cherry, 22-Beech, 28-Blue, 29-Grey and 34 Sea Blue (4000k)

24-Yelow, 25-Orange, 26-Red and 33 Pale Rose (2700k-4000k)


21 Natural  
Cherry  
Off




21 Natural  
Cherry  
4000k



21 Natural  
Cherry  
3000k



21 Natural  
Cherry  
2700k



NATURAL  
TIMBER VENEER















The mark of  
responsible forestry



Timberlite™









The dramatic effect of light passing through the wood veneer is the essence and hallmark of LZF. This important feature would not be possible without the application of our patented process in treating the raw natural veneer: the Timberlite® system.

This system, the result of LZF's research & development work, allows us to work with an extremely flexible yet very resistant veneer, which can take on many shapes without breaking. In addition to all our veneers being FSC certified, thanks to the treatment, the wood used to fabricate our lamps maintains its natural qualities, adopting different nuances and hues over time.

25. Orange Off		25. Orange On	
26. Red Off		26. Red On	
28. Blue Off		28. Blue On	
29. Grey Off		29. Grey On	
33. Pale Rose Off		33. Pale Rose On	
34. Sea Blue Off		34. Sea Blue On	


Please only use these reproductions as a guide.  
Use LZF wood swatches to see the spectacular real effect of the illuminated veneers.

# WOOD SHADE FINISHES

20. Ivory White Off		20. Ivory White On	
21. Natural Cherry Off		21. Natural Cherry On	
22. Natural Beech Off		22. Natural Beech On	
23. Natural White Off		23. Natural White On	
24. Yellow Off		24. Yellow On	



BK  
Matte Black




NI  
Matte Nickel



GD  
Gold



IV  
Matte Ivory



EG  
Earl Grey  
—  
Osca collection



## METAL FINISHES



For too many years things have been simply black and white, but life is made up of many shades and we have been wanting to create a more generous array of skin colours for our lights for quite sometime. This year we have wanted to offer you the choice of not just picking your shade colour but also the colour of the metallic finish that accompanies it. Matte tones or coloured reflections in satin nickel finishes provide a whole new range of choice when selecting your lamp.



**| DESIGNERS |**



**CANDELA CORT**

Candela

**LUCAS MUÑOZ**

Asap

**BURKHARD DÄMMER**Dandelion  
I-Club  
I-Line  
Oh!Line  
Pod & Poppy  
Totem**MARIVÍ CALVO**Candelabro  
Gea  
Guijarro  
Koi  
Oh!Line  
Totem**BODO SPERLEIN**Osca  
Voliere**ELI GUTIÉRREZ**

Omma

**RAY POWER**Air  
Escape  
Kactos  
Link  
Lola  
New Wave  
Nut  
Swirl  
Tiny**ISIDRO FERRER**Big Bird  
Smelly Fant  
The Walking Fish**RAMÓN ESTEVE ESTUDIO**Black Note  
Thesis**SUMMUMSTUDIO**

Woodstraps

**MIGUEL HERRANZ**MiniMikado  
Orbit**BUROJET**

Stitches

**MUT DESIGN**


Lens

**YONOH CREATIVE STUDIO**

Mini Chou

**LUIS ESLAVA STUDIO**

Agatha

**MAYICE**Eris  
Estela  
Dune**JAVIER HERRERO STUDIO**

Raindrop

**GAZPACHO STUDIO**

Maruja

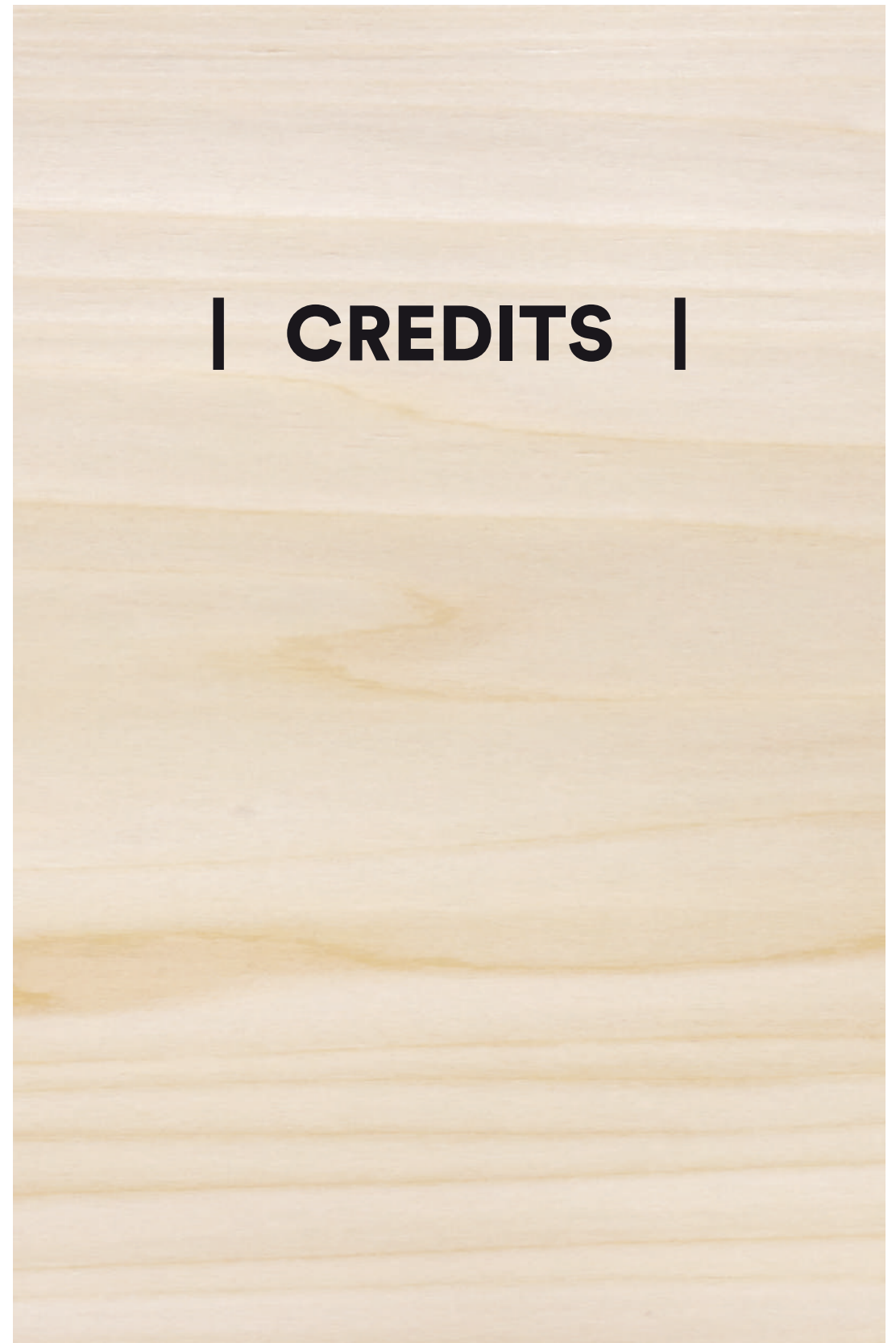
**REMEDIOS SIMÓN**

Spiro

**MIKIYA KOBAYASHI**

Suns





**| CREDITS |**





---

**Project Director**  
Mariví Calvo

---

**Photographers**  
Manu Toro  
KlunderBie  
Santiago Relanzón  
Ángel Segura  
Cualiti  
Jara Varela  
María Mira

---

**Graphic Design**  
Lo Siento  
Miriam Castellano

---

**Writer**  
Gerard McGuickin



In the USA, LZF is exclusively distributed by:



IMPORT&ENT LLC. 8400 NW 36th St., Suite 100. Doral, FL 33166. T (404) 382-9023



[lzf-lamps.com](http://lzf-lamps.com)