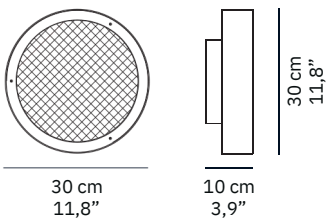




BERLIN 720 Christophe Pillet 2017

Lampada da parete/soffitto a luce diretta e diffusa in metallo. Diffusore in vetro retinato sabbato.
Wall/ceiling lamp giving direct and diffused light in metal.
Sand-blasted wired glass diffuser.

DIMENSIONI/DIMENSIONS



MATERIALI/MATERIALS

metallo/vetro retinato sabbato
metal/sand-blasted wired glass

COLOR E /COLOR S

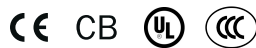
anodizzato ottone/anodized brass

SORGENTI/BULBS

2 x max 10 W - E14 (LED)

fornita senza lampadina
equipped without bulb

MAR CH I / MARKS



INFORMAZIONI AGGIUNTIVE/ FURTHER INFORMATION



classe I
class I

IMBALLO/PACKAGING



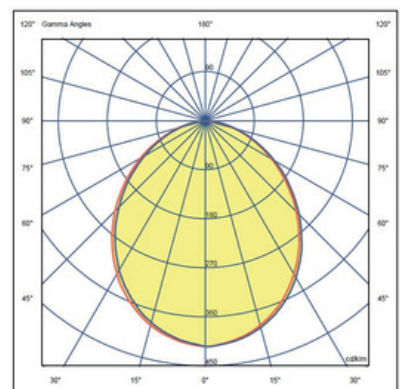
dim./dim. 38x38x24 cm / 15"x15"x9,5"
volume/volume 0,0346 m³ / 1,22 ft³
peso/weight 3,8 kg / 8,37 lb

TIPOLOGIA/TYPE

interno - lampada da parete/soffitto
indoor - wall/ceiling lamp



CURVA FOTOMETRICA/ PHOTOMETRIC CURVE



BULB TECHNICAL DATA:
2x6 E14LED 220-240 V
Sources Flux 160 lm

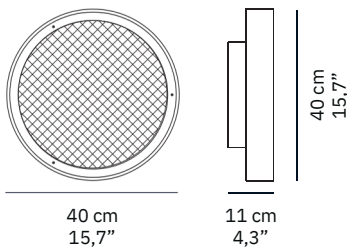


BERLIN 721

Christophe Pillet
2017

Lampada da parete/soffitto a luce diretta e diffusa a led in metallo. Diffusore in vetro retinato sabbiato.
Wall/ceiling lamp giving direct and diffused led light in metal. Sand-blasted wired glass diffuser.

DIMENSIONI/DIMENSIONS



MATERIALI/MATERIALS


metallo/vetro retinato sabbiato
metal/sand-blasted wired glass

COLOR E /COLOR S

anodizzato ottone/anodized brass

SORGENTI/BULBS

2 x max 15 W - E27 (LED)

 fornita senza lampadina
equipped without bulb

MAR CH I / MARKS



INFORMAZIONI AGGIUNTIVE/ FURTHER INFORMATION



classe I
class I

IMBALLO/PACKAGING



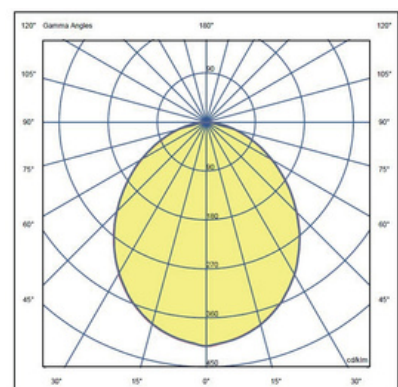
dim./dim. 47x47x28 cm / 18,5"x18,5"x11"
volume/volume 0,0618 m³ / 2,18 ft³
peso/weight 6,1 kg / 13,45 lb

TIPOLOGIA/TYPE

interno - lampada da parete/soffitto
indoor - wall/ceiling lamp



CURVA FOTOMETRICA/ PHOTOMETRIC CURVE



BULB TECHNICAL DATA:
2x13 E27LED 220-240 V
Sources Flux 394 lm

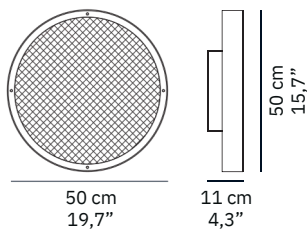


BERLIN 722

Christophe Pillet
2017

Lampada da parete/soffitto a luce diretta e diffusa a led in metallo. Diffusore in vetro retinato sabbato.
Wall/ceiling lamp giving direct and diffused led light in metal. Sand-blasted wired glass diffuser.

DIMENSIONI/DIMENSIONS



MATERIALI/MATERIALS

metallo/vetro retinato sabbato
metal/sand-blasted wired glass

COLOR E /COLOR S

anodizzato ottone/anodized brass


SORGENTI/BULBS

4 x max 15 W - E27 (LED)
fornita senza lampadina
equipped without bulb

MAR CH I / MARKS



INFORMAZIONI AGGIUNTIVE/ FURTHER INFORMATION



IMBALLO/PACKAGING



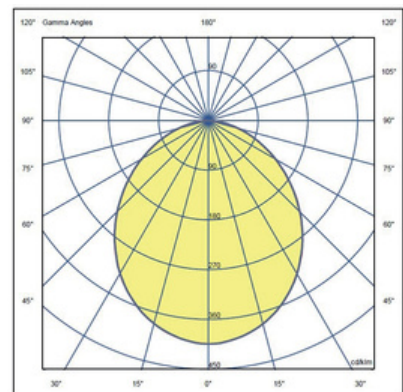
dim./dim. 58x58x35 cm / 22,8"x22,8"x13,8"
volume/volume 0,1177 m³ / 4,16 ft³
peso/weight 9,6 kg / 21,16 lb

TIPOLOGIA/TYPE

interno - lampada da parete/soffitto
indoor - wall/ceiling lamp



CURVA FOTOMETRICA/ PHOTOMETRIC CURVE



BULB TECHNICAL DATA:
4x13 E27LED 220-240 V
Sources Flux 934 lm