






DESCRIPTION The evocative lines of the Numa Floor lamp draw inspiration from ancient architectural elements; similar to a column, it stands out sculpturally in the spaces it illuminates. Its dark burnished brass structure frames crystal, amber, or smoke grey Murano glass trihedrons. Numa is also available in wall and suspension versions.

PRODUCTS DETAILS	FUNCTION	FLOOR
	LOCATION	INTERIOR
	LIGHT EMISSION	DIFFUSED LIGHT
	LIGHT SOURCE	STRIP LED 9,6W/m 2700°K 1270lm/m CRI 80+ 24Vdc TOT. = 52W 6929lm
	ENERGY EFFICIENCY	E
	RATED VOLTAGE	110 - 120V / 220 - 240V
	FREQUENCY	50 - 60Hz
	SUPPLY	POWER CORD
	SWITCHING	ON / OFF
	CABLE LENGTH	

CERTIFICATION    **IP20**

MATERIALS	STRUCTURE	
	M02	DARK BRONZE STRIPED
	GLASS	
	C-T	CRYSTAL TRIHEDRON
	G-T	SMOKE GREY TRIHEDRON
	R-T	AMBER TRIHEDRON

PACKAGE	QTY	DIMENSIONS	NET WEIGHT	GROSS WEIGHT	TOTAL VOL.
	1 x CRATE	169 x 53 x H 67 cm (66"1 x 20"5 x H 26"4)	37 kg	82 kg	0,75 m ³
	1 x BOX	36 x 27 x H 160 cm (14"2 x 10"6 x 63")	15 kg	20 kg	

